
MAXIENDURANCE 32h

12 - 13 - 14 DECEMBER 2014

AIA - FIA FAST/FAST 4.653 Km

RACE

13/12/2014 09:00

Race (32:00:00 Time) started at 9:04:11

Lap	S1	Spd IP1	S2	Spd IP2	S3	MaxSpd	Lap Tm	Diff	Time of Day
(3) TEAM ICER BRAKES 1									
1	46.898	129.231	43.742	104.814	45.902	182.125	2:16.543	+17.381	9:06:31.486
2	39.626	141.248	39.018	103.906	46.373	212.181	2:05.018	+5.856	9:08:36.504
3	39.628	135.220	38.932	104.814	44.880	210.526	2:03.441	+4.279	9:10:39.945
4	38.819	134.563	39.252	100.521	45.310	214.712	2:03.382	+4.220	9:12:43.327
5	39.029	140.889	39.332	104.611	45.106	212.181	2:03.468	+4.306	9:14:46.795
6	39.077	145.321	39.091	105.222	44.732	211.350	2:02.901	+3.739	9:16:49.696
7	38.974	144.752	39.569	102.137	44.664	212.181	2:03.208	+4.046	9:18:52.904
8	38.587	143.813	38.778	108.065	44.367	213.439	2:01.733	+2.571	9:20:54.637
9	38.939	140.532	39.606	108.065	45.042	215.569	2:03.588	+4.426	9:22:58.225
10	39.048	141.609	40.180	106.677	44.604	215.139	2:03.833	+4.671	9:25:02.058
11	37.877	150.857	37.619	110.951	43.804	215.139	1:59.301	+0.139	9:27:01.359
12	39.862	141.972	38.872	105.841	44.601	217.742	2:03.336	+4.174	9:29:04.695
13	38.841	138.600	39.208	104.814	45.039	215.139	2:03.089	+3.927	9:31:07.784
14	38.890	146.087	38.714	102.331	44.173	216.000	2:01.778	+2.616	9:33:09.562
15	37.881	153.149	37.415	111.639	44.162	217.742	1:59.459	+0.297	9:35:09.021
16	39.406	143.813	38.385	112.103	44.477	219.959	2:02.269	+3.107	9:37:11.290
17	38.147	152.308	38.505	102.428	44.319	216.867	2:00.972	+1.810	9:39:12.262
18	38.441	159.082	38.072	110.951	45.037	216.000	2:01.551	+2.389	9:41:13.813
19	39.414	144.375	38.440	112.806	44.277	214.712	2:02.132	+2.970	9:43:15.945
20	37.679	153.361	37.705	109.047	43.777	216.867	1:59.162		9:45:15.107
21	40.883	146.473	39.139	105.634	44.660	207.692	2:04.683	+5.521	9:47:19.790
22	39.160	148.037	38.565	102.525	44.472	201.493	2:02.198	+3.036	9:49:21.988
23	38.702	146.861	38.369	106.677	44.471	213.018	2:01.543	+2.381	9:51:23.531
24	38.810	149.434	38.854	94.455	45.543	216.433	2:03.208	+4.046	9:53:26.739
25	38.303	147.251	38.579	106.572	44.616	216.000	2:01.499	+2.337	9:55:28.238
26	38.630	146.280	40.143	104.308	44.513	216.000	2:03.287	+4.125	9:57:31.525
27	39.466	150.448	39.530	106.257	44.337	214.286	2:03.334	+4.172	9:59:34.859
p28	43.609	111.325	44.404	103.508		212.181	2:23.337	+24.175	10:01:58.196
29		123.063	41.088	97.968	47.216		10:57.348	+8:58.186	10:12:55.544
30	40.190	153.573	40.109	100.056	46.493	206.897	2:06.793	+7.631	10:15:02.337
31	39.830	142.336	39.314	101.848	45.831	210.938	2:04.976	+5.814	10:17:07.313
32	39.500	147.447	39.288	100.056	45.453	206.897	2:04.242	+5.080	10:19:11.555
33	39.345	149.434	39.560	100.241	46.001	216.433	2:04.907	+5.745	10:21:16.462
34	39.374	141.248	39.590	99.411	46.776	215.139	2:05.741	+6.579	10:23:22.203
35	41.082	144.563	39.606	102.720	46.292	215.139	2:06.981	+7.819	10:25:29.184
36	39.464	150.244	39.923	102.525	46.563	210.938	2:05.951	+6.789	10:27:35.135
37	39.525	147.251	40.130	97.614	47.172	216.433	2:06.828	+7.666	10:29:41.963
38	40.298	132.950	39.892	102.428	46.721	200.371	2:06.912	+7.750	10:31:48.875
39	39.908	138.947	39.637	101.370	46.169	215.139	2:05.715	+6.553	10:33:54.590
40	40.207	141.972	40.919	99.871	46.332	210.526	2:07.459	+8.297	10:36:02.049
41	40.431	149.032	39.588	102.525	46.279	212.181	2:06.299	+7.137	10:38:08.348
42	40.793	141.609	40.389	95.626	46.509	206.501	2:07.692	+8.530	10:40:16.040
43	40.215	146.280	39.852	103.607	46.401	208.092	2:06.469	+7.307	10:42:22.509
44	40.303	147.251	39.651	97.000	46.527	211.350	2:06.482	+7.320	10:44:28.991
45	39.519	145.131	39.153	100.897	46.527	206.501	2:05.200	+6.038	10:46:34.191
46	39.808	146.861	39.401	102.331	46.002	214.286	2:05.212	+6.050	10:48:39.403
47	39.734	141.069	39.349	102.331	46.618	213.861	2:05.702	+6.540	10:50:45.105

Chief of Timing & Scoring

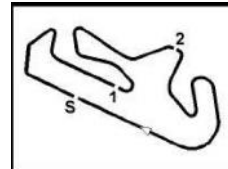
Timegear

Race Director

Internet Results:

<http://www.mylaps.com/en/events/1101220>

Licensed to: Autodromo Internacional do Algarve


MAXIENDURANCE 32h

12 - 13 - 14 DECEMBER 2014

AIA - FIA FAST/FAST 4.653 Km

RACE

13/12/2014 09:00

Race (32:00:00 Time) started at 9:04:11

Lap	S1	Spd IP1	S2	Spd IP2	S3	MaxSpd	Lap Tm	Diff	Time of Day
48	40.056	144.563	39.842	97.968	46.809	206.107	2:06.708	+7.546	10:52:51.813
49	39.768	150.448	39.190	100.615	46.763	213.018	2:05.722	+6.560	10:54:57.535
50	39.212	148.235	39.521	98.235	46.078	212.598	2:04.812	+5.650	10:57:02.347
51	39.877	145.321	38.910	100.615	44.990	214.712	2:03.778	+4.616	10:59:06.125
52	39.784	143.441	39.093	102.137	45.485	215.139	2:04.363	+5.201	11:01:10.488
53	39.606	141.609	39.337	102.234	45.575	215.139	2:04.519	+5.357	11:03:15.007
54	39.528	148.832	39.237	101.657	45.647	214.286	2:04.413	+5.251	11:05:19.420
55	39.241	149.233	39.462	98.146	45.595	215.139	2:04.299	+5.137	11:07:23.719
56	39.491	142.154	39.725	100.334	45.582	214.712	2:04.799	+5.637	11:09:28.518
57	39.587	144.000	39.215	105.841	46.280	213.439	2:05.083	+5.921	11:11:33.601
58	39.368	148.235	39.192	101.086	45.693	218.623	2:04.254	+5.092	11:13:37.855
59	39.285	157.949	39.358	102.234	45.304	216.000	2:03.948	+4.786	11:15:41.803
60	39.696	143.813	39.190	101.848	45.805	216.000	2:04.692	+5.530	11:17:46.495
61	39.266	152.308	38.799	101.752	45.555	217.304	2:03.621	+4.459	11:19:50.116
62	39.116	151.269	40.085	102.234	45.531	219.959	2:04.733	+5.571	11:21:54.849
63	40.788	147.643	39.497	103.806	45.494	219.067	2:05.780	+6.618	11:24:00.629
64	39.143	147.840	39.183	102.916	45.182	219.067	2:03.509	+4.347	11:26:04.138
65	42.248	150.041	38.864	103.707	45.744	219.959	2:06.857	+7.695	11:28:10.995
p66	40.076	145.703	39.506	101.275		205.714	2:08.994	+9.832	11:30:19.989
67		128.780	43.819	91.108	48.901		8:17.019	+6:17.857	11:38:37.008
68	40.427	134.891	41.819	82.797	47.297	217.304	2:09.544	+10.382	11:40:46.552
69	39.644	145.131	40.560	93.474	47.254	217.742	2:07.459	+8.297	11:42:54.011
70	39.453	141.609	39.980	98.774	46.691	219.067	2:06.125	+6.963	11:45:00.136
71	39.251	148.434	40.107	96.394	46.942	219.959	2:06.301	+7.139	11:47:06.437
72	39.203	147.643	40.297	103.508	48.924	218.623	2:08.425	+9.263	11:49:14.862
73	39.382	141.609	40.229	93.313	46.783	219.512	2:06.395	+7.233	11:51:21.257
74	39.570	142.887	40.295	88.496	46.446	220.859	2:06.312	+7.150	11:53:27.569
75	39.469	150.041	40.998	90.802	46.171	213.861	2:06.639	+7.477	11:55:34.208
76	39.425	138.254	39.972	91.962	45.987	221.766	2:05.385	+6.223	11:57:39.593
77	38.910	151.890	39.752	93.799	46.178	221.766	2:04.841	+5.679	11:59:44.434
78	39.134	138.427	39.769	94.290	45.736	222.680	2:04.640	+5.478	12:01:49.074
79	40.813	138.254	40.498	92.911	45.874	224.066	2:07.186	+8.024	12:03:56.260
80	39.017	153.573	39.696	92.276	45.927	221.311	2:04.641	+5.479	12:06:00.901
81	38.915	146.280	39.278	95.373	45.798	232.258	2:03.992	+4.830	12:08:04.893
82	38.920	140.354	39.129	99.963	45.492	220.859	2:03.542	+4.380	12:10:08.435
83	39.030	142.703	39.258	93.393	45.648	222.680	2:03.937	+4.775	12:12:12.372
84	38.618	155.512	39.436	97.000	45.625	222.222	2:03.680	+4.518	12:14:16.052
85	39.477	141.609	39.248	102.428	45.963	224.066	2:04.689	+5.527	12:16:20.741
86	39.656	144.000	39.415	95.796	45.733	221.766	2:04.805	+5.643	12:18:25.546
87	39.353	156.832	39.424	94.044	45.744	221.311	2:04.522	+5.360	12:20:30.068
88	38.781	148.633	39.315	94.953	45.459	221.766	2:03.556	+4.394	12:22:33.624
89	38.994	151.890	39.318	99.411	45.719	222.222	2:04.032	+4.870	12:24:37.656
90	38.790	149.233	38.978	102.818	45.561	224.066	2:03.330	+4.168	12:26:40.986
91	39.215	151.683	39.076	100.428	45.388	224.066	2:03.680	+4.518	12:28:44.666
92	38.820	152.099	39.090	98.865	45.405	221.766	2:03.316	+4.154	12:30:47.982
93	38.794	149.233	39.045	100.148	46.060	221.311	2:03.900	+4.738	12:32:51.882
94	39.305	149.434	39.168	100.803	45.670	221.766	2:04.144	+4.982	12:34:56.026
95	39.193	150.857	39.252	97.350	45.836	219.512	2:04.282	+5.120	12:37:00.308
96	39.199	144.752	39.504	95.626	46.268	221.311	2:04.972	+5.810	12:39:05.280

Chief of Timing & Scoring

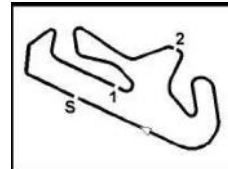
Timegear

Race Director

Internet Results:

<http://www.mylaps.com/en/events/1101220>

Licensed to: Autodromo Internacional do Algarve


MAXIENDURANCE 32h

12 - 13 - 14 DECEMBER 2014

AIA - FIA FAST/FAST 4.653 Km

RACE

13/12/2014 09:00

Race (32:00:00 Time) started at 9:04:11

Lap	S1	Spd IP1	S2	Spd IP2	S3	MaxSpd	Lap Tm	Diff	Time of Day
97	39.162	147.643	39.590	93.962	45.452	220.859	2:04.205	+5.043	12:41:09.485
98	39.160	144.941	39.058	103.310	45.932	220.859	2:04.151	+4.989	12:43:13.636
p99	40.264	140.711	39.960	93.313		220.859	2:11.744	+12.582	12:45:25.380
100		107.130	44.556	90.878	48.131		16:48.333	+14:49.171	13:02:13.713
101	40.029	156.169	40.619	96.222	45.952	214.286	2:06.601	+7.439	13:04:20.314
102	39.708	146.667	40.459	99.411	46.285	213.861	2:06.453	+7.291	13:06:26.767
103	40.141	109.241	42.025	98.235	46.134	214.712	2:08.301	+9.139	13:08:35.068
104	39.473	154.860	40.954	100.803	45.278	212.181	2:05.706	+6.544	13:10:40.774
105	40.128	135.882	41.507	105.737	46.327	211.350	2:07.963	+8.801	13:12:48.737
106	40.397	143.071	39.452	101.848	46.672	210.938	2:06.522	+7.360	13:14:55.259
107	39.241	151.890	39.469	106.783	45.469	207.692	2:04.180	+5.018	13:16:59.439
108	38.971	154.860	38.645	105.325	45.068	210.938	2:02.685	+3.523	13:19:02.124
109	39.346	135.882	38.879	106.467	44.957	210.117	2:03.183	+4.021	13:21:05.307
110	38.617	145.512	39.462	101.180	46.098	211.765	2:04.178	+5.016	13:23:09.485
111	39.068	142.887	39.124	103.906	44.941	212.181	2:03.134	+3.972	13:25:12.619
112	38.987	157.949	38.854	103.409	45.612	213.439	2:03.454	+4.292	13:27:16.073
113	38.730	148.434	38.601	107.957	45.229	213.439	2:02.561	+3.399	13:29:18.634
114	40.535	133.590	40.530	105.945	45.263	216.000	2:06.329	+7.167	13:31:24.963
115	39.072	155.294	38.770	103.906	45.795	216.000	2:03.638	+4.476	13:33:28.601
116	39.608	150.448	39.651	96.480	44.899	212.598	2:04.159	+4.997	13:35:32.760
117	38.847	146.280	41.841	102.623	45.931	215.139	2:06.620	+7.458	13:37:39.380
118	38.623	159.082	39.276	103.211	45.132	214.712	2:03.032	+3.870	13:39:42.412
119	38.398	157.054	38.524	108.390	45.487	214.712	2:02.410	+3.248	13:41:44.822
120	38.912	154.860	38.579	104.308	44.931	210.938	2:02.423	+3.261	13:43:47.245
121	38.818	161.397	38.649	100.803	44.886	215.139	2:02.354	+3.192	13:45:49.599
122	38.284	153.786	38.584	111.524	45.254	215.139	2:02.123	+2.961	13:47:51.722
123	38.569	145.703	39.272	105.222	45.187	215.569	2:03.029	+3.867	13:49:54.751
124	38.845	151.890	40.584	104.814	44.766	216.867	2:04.196	+5.034	13:51:58.947
125	38.779	155.730	39.368	111.755	45.766	217.742	2:03.914	+4.752	13:54:02.861
126	38.426	157.500	39.202	107.527	45.134	218.623	2:02.763	+3.601	13:56:05.624
127	39.326	157.277	39.978	101.848	45.122	215.569	2:04.427	+5.265	13:58:10.051
p128	38.604	148.434	39.266	103.211		221.766	2:09.382	+10.220	14:00:19.433
129		130.909	41.811	94.044	46.205		7:46.700	+5:47.538	14:08:06.133
130	39.531	139.647	40.645	100.709	46.352	219.512	2:06.529	+7.367	14:10:12.662
131	39.580	145.131	40.015	96.051	45.953	221.311	2:05.549	+6.387	14:12:18.211
132	39.651	141.069	40.829	94.870	46.637	221.311	2:07.118	+7.956	14:14:25.329
133	39.846	135.716	42.132	96.740	47.383	219.512	2:09.362	+10.200	14:16:34.691
134	39.702	148.235	39.629	97.262	46.787	218.623	2:06.119	+6.957	14:18:40.810
135	39.649	150.652	39.983	96.826	46.288	221.766	2:05.921	+6.759	14:20:46.731
136	40.095	145.703	40.467	93.555	46.243	222.222	2:06.806	+7.644	14:22:53.537
137	40.046	153.573	40.484	90.650	46.475	222.680	2:07.006	+7.844	14:25:00.543
138	39.331	159.310	40.131	91.572	45.879	219.959	2:05.342	+6.180	14:27:05.885
139	40.205	143.627	40.185	97.879	46.022	217.742	2:06.413	+7.251	14:29:12.298
140	40.076	152.099	39.264	96.480	45.554	225.941	2:04.895	+5.733	14:31:17.193
141	39.469	144.752	39.364	92.197	46.139	221.311	2:04.973	+5.811	14:33:22.166
142	39.521	145.512	40.656	91.728	45.882	220.859	2:06.060	+6.898	14:35:28.226
143	39.342	142.887	40.023	88.351	45.812	220.859	2:05.178	+6.016	14:37:33.404
144	39.266	157.277	39.553	92.593	45.624	223.140	2:04.444	+5.282	14:39:37.848
145	39.327	160.231				223.140	2:07.118	+7.956	14:41:44.966

Chief of Timing & Scoring

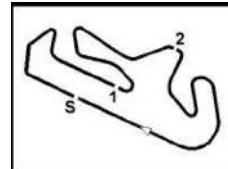
Timegear

Race Director

Internet Results:

<http://www.mylaps.com/en/events/1101220>

Licensed to: Autodromo Internacional do Algarve


MAXIENDURANCE 32h

12 - 13 - 14 DECEMBER 2014

AIA - FIA FAST/FAST 4.653 Km

RACE

13/12/2014 09:00

Race (32:00:00 Time) started at 9:04:11

Lap	S1	Spd IP1	S2	Spd IP2	S3	MaxSpd	Lap Tm	Diff	Time of Day
146	40.108	143.627	39.714	96.137	46.238	218.182	2:06.061	+6.899	14:43:51.027
147	39.546	146.667	40.109	94.704	45.815	222.680	2:05.471	+6.309	14:45:56.498
148	39.615	145.131	40.212	96.913	45.961	223.140	2:05.789	+6.627	14:48:02.287
149	39.706	141.248	39.892	96.137	46.061	223.140	2:05.660	+6.498	14:50:07.947
150	39.859	152.727	40.981	93.393	45.542	219.959	2:06.383	+7.221	14:52:14.330
151	39.600	139.472	40.320	86.580	45.678	222.680	2:05.599	+6.437	14:54:19.929
152	40.452	133.590	39.998	92.513	45.635	224.066	2:06.086	+6.924	14:56:26.015
153	39.565	144.375	40.405	91.108	45.440	223.602	2:05.411	+6.249	14:58:31.426
154	39.874	142.703	39.798	94.787	45.400	222.680	2:05.073	+5.911	15:00:36.499
155	39.252	150.448	39.588	90.271	45.221	224.066	2:04.062	+4.900	15:02:40.561
156	40.374	148.235	39.951	92.991	45.833	224.066	2:06.159	+6.997	15:04:46.720
157	39.845	132.157	40.417	88.787	46.273	225.000	2:06.536	+7.374	15:06:53.256
158	39.628	147.251	40.462	86.719	46.119	221.766	2:06.210	+7.048	15:08:59.466
159	39.673	143.071	40.163	93.717	46.080	224.066	2:05.917	+6.755	15:11:05.383
p160	39.659	144.752	40.986	90.422		224.532	2:10.898	+11.736	15:13:16.281
161		106.924	51.512	79.098	55.243		8:03.190	+6:04.028	15:21:19.471
162	44.559	129.382	45.565	78.523	51.256	201.869	2:21.381	+22.219	15:23:40.852
163	41.627	128.333	42.423	85.755	49.016	216.433	2:13.067	+13.905	15:25:53.919
164	41.081	134.075	42.063	84.879	48.610	219.067	2:11.755	+12.593	15:28:05.674
165	41.232	141.069	42.457	82.988	48.449	218.182	2:12.139	+12.977	15:30:17.813
166	40.790	147.056	41.858	85.147	48.741	219.512	2:11.390	+12.228	15:32:29.203
167	40.872	144.563	41.507	81.118	48.100	219.959	2:10.480	+11.318	15:34:39.683
168	40.555	160.000	42.175	82.988	48.510	221.311	2:11.241	+12.079	15:36:50.924
169	41.319	134.237	42.379	92.672	49.846	219.512	2:13.545	+14.383	15:39:04.469
170	40.616	159.540	41.140	92.672	47.654	220.408	2:09.411	+10.249	15:41:13.880
171	40.278	143.813	42.191	86.650	47.642	221.766	2:10.112	+10.950	15:43:23.992
172	40.028	168.255	43.196	90.498	49.582	221.766	2:12.807	+13.645	15:45:36.799
173	40.718	142.154	43.223	83.890	49.155	216.433	2:13.097	+13.935	15:47:49.896
174	40.185	150.652	41.434	84.151	47.085	221.311	2:08.705	+9.543	15:49:58.601
175	41.367	140.889	41.797	88.933	47.823	212.181	2:10.988	+11.826	15:52:09.589
p176	40.786	143.627	42.983	84.613		216.867	2:18.506	+19.344	15:54:28.095
177		138.427	42.289	89.374	48.577		2:44.949	+45.787	15:57:13.044
178	42.485	140.532	42.250	88.714	48.596	219.512	2:13.332	+14.170	15:59:26.376
179	40.245	150.041	41.552	88.279	48.477	220.408	2:10.275	+11.113	16:01:36.651
180	40.387	151.475	41.351	87.634	48.518	220.408	2:10.257	+11.095	16:03:46.908
181	40.879	144.941	42.068	88.568	47.983	220.859	2:10.931	+11.769	16:05:57.839
182	40.666	148.235	41.279	82.733	48.105	220.859	2:10.051	+10.889	16:08:07.890
183	40.623	135.055	41.240	88.423	49.223	222.680	2:11.087	+11.925	16:10:18.977
184	41.546	130.141	41.827	83.565	48.104	224.532	2:11.478	+12.316	16:12:30.455
185	40.662	140.354	41.305	91.494	47.069	225.470	2:09.037	+9.875	16:14:39.492
186	40.110	149.636	41.206	85.551	47.796	224.532	2:09.113	+9.951	16:16:48.605
187	40.180	142.703	42.322	81.793	48.053	223.140	2:10.556	+11.394	16:18:59.161
188	40.593	144.000	41.419	87.280	48.496	218.182	2:10.509	+11.347	16:21:09.670
189	40.787	138.947	41.466	90.574	48.397	221.311	2:10.651	+11.489	16:23:20.321
p190	41.779	132.157	42.696	86.650		221.311	2:19.413	+20.251	16:25:39.734
191		126.575	40.184	100.615	45.610		13:16.823	+11:17.661	16:38:56.557
192	39.207	142.519	39.179	103.806	45.114	224.066	2:03.501	+4.339	16:41:00.058
193	39.641	148.235	39.773	101.370	45.497	225.470	2:04.912	+5.750	16:43:04.970
194	39.656	147.447	39.774	97.791	45.564	217.742	2:04.995	+5.833	16:45:09.965

Chief of Timing & Scoring

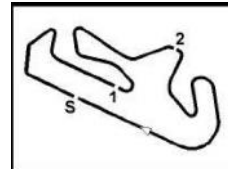
Timegear

Race Director

Internet Results:

<http://www.mylaps.com/en/events/1101220>

Licensed to: Autodromo Internacional do Algarve


MAXIENDURANCE 32h

12 - 13 - 14 DECEMBER 2014

AIA - FIA FAST/FAST 4.653 Km

RACE

13/12/2014 09:00

Race (32:00:00 Time) started at 9:04:11

Lap	S1	Spd IP1	S2	Spd IP2	S3	MaxSpd	Lap Tm	Diff	Time of Day
195	39.634	137.739	40.291	103.806	45.722	225.470	2:05.648	+6.486	16:47:15.613
196	39.637	144.563	40.554	99.502	45.693	219.959	2:05.885	+6.723	16:49:21.498
197	39.858	143.813	40.067	99.686	45.386	225.470	2:05.312	+6.150	16:51:26.810
198	39.267	144.187	39.654	102.623	45.141	224.532	2:04.063	+4.901	16:53:30.873
199	39.066	148.235	39.912	97.702	46.287	225.941	2:05.266	+6.104	16:55:36.139
200	39.577	141.069	39.580	100.897	45.311	223.140	2:04.469	+5.307	16:57:40.608
201	39.421	145.131	39.452	97.526	46.504	222.680	2:05.378	+6.216	16:59:45.986
202	39.224	145.321	39.440	99.778	45.099	223.140	2:03.764	+4.602	17:01:49.750
203	39.243	144.563	40.041	97.879	44.989	227.848	2:04.274	+5.112	17:03:54.024
204	39.177	147.840	39.384	100.148	44.912	219.959	2:03.474	+4.312	17:05:57.498
205	39.154	151.890	39.053	102.428	47.708	225.000	2:05.916	+6.754	17:08:03.414
206	39.538	149.838	39.638	99.871	46.638	216.433	2:05.815	+6.653	17:10:09.229
207	38.900	146.087	39.189	102.137	45.004	225.941	2:03.094	+3.932	17:12:12.323
208	38.878	146.861	39.357	99.871	44.713	226.891	2:02.949	+3.787	17:14:15.272
209	39.375	141.248	39.724	93.636	45.035	226.891	2:04.135	+4.973	17:16:19.407
210	39.168	148.037	39.674	97.438	44.824	226.891	2:03.667	+4.505	17:18:23.074
211	39.415	146.280	39.483	101.370	45.611	227.368	2:04.510	+5.348	17:20:27.584
212	40.548	143.071	39.163	98.146	44.866	205.323	2:04.578	+5.416	17:22:32.162
213	38.985	147.840	39.117	103.707	44.947	221.766	2:03.050	+3.888	17:24:35.212
214	39.018	148.235	39.211	102.720	45.747	222.680	2:03.977	+4.815	17:26:39.189
215	38.886	153.361	39.161	101.944	44.906	223.140	2:02.954	+3.792	17:28:42.143
216	38.957	155.077	38.756	104.006	44.869	224.066	2:02.583	+3.421	17:30:44.726
217	39.214	143.071	39.423	100.897	45.271	226.415	2:03.909	+4.747	17:32:48.635
218	39.935	140.532	39.756	93.799	45.671	228.330	2:05.363	+6.201	17:34:53.998
219	39.700	146.861	39.768	98.057	46.101	227.368	2:05.570	+6.408	17:36:59.568
220	41.507	140.889	39.626	96.740	45.535	225.000	2:06.669	+7.507	17:39:06.237
221	39.052	148.037	39.790	96.740	44.902	224.066	2:03.745	+4.583	17:41:09.982
222	40.295	143.256	39.515	102.525	45.167	226.415	2:04.978	+5.816	17:43:14.960
223	39.099	148.633	39.361	97.879	45.078	225.470	2:03.539	+4.377	17:45:18.499
224	39.251	143.627	39.650	99.871	45.686	226.891	2:04.588	+5.426	17:47:23.087
225	41.180	129.836	40.020	101.370	45.266	227.848	2:06.467	+7.305	17:49:29.554
226	39.415	141.609	39.815	98.414	45.623	219.512	2:04.854	+5.692	17:51:34.408
227	39.227	136.720	40.326	94.621	45.957	225.000	2:05.511	+6.349	17:53:39.919
228	39.366	138.082	39.759	101.370	45.754	225.941	2:04.880	+5.718	17:55:44.799
229	39.638	139.122	40.321	100.148	46.112	226.891	2:06.072	+6.910	17:57:50.871
p230	40.696	137.058	41.559	82.544		216.000	2:18.055	+18.893	18:00:08.926
231		144.563	40.854	95.541	46.361		11:39.639	+9:40.477	18:11:48.565
232	40.160	144.375	40.146	93.313	45.610	218.182	2:05.917	+6.755	18:13:54.482
233	39.735	142.519	40.497	98.955	45.580	217.742	2:05.813	+6.651	18:16:00.295
234	39.612	150.652	40.154	82.924	46.134	219.512	2:05.901	+6.739	18:18:06.196
235	39.812	151.063	40.098	94.455	45.575	219.959	2:05.486	+6.324	18:20:11.682
236	39.807	156.169	39.694	93.474	45.208	225.470	2:04.710	+5.548	18:22:16.392
237	39.866	144.187	40.032	95.966	45.509	223.140	2:05.408	+6.246	18:24:21.800
238	39.330	151.890	40.665	100.428	45.551	222.222	2:05.547	+6.385	18:26:27.347
239	39.728	153.786	39.711	99.411	45.597	219.959	2:05.037	+5.875	18:28:32.384
240	39.852	151.269	39.392	103.112	45.625	219.959	2:04.870	+5.708	18:30:37.254
241	39.377	154.214	39.431	99.686	45.320	219.512	2:04.129	+4.967	18:32:41.383
242	39.622	147.643	39.531	100.148	46.418	221.311	2:05.572	+6.410	18:34:46.955
243	39.724	166.737	39.217	100.056	45.897	219.512	2:04.839	+5.677	18:36:51.794

Chief of Timing & Scoring

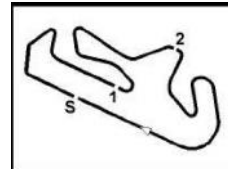
Timegear

Race Director

Internet Results:

<http://www.mylaps.com/en/events/1101220>

Licensed to: Autodromo Internacional do Algarve


MAXIENDURANCE 32h

12 - 13 - 14 DECEMBER 2014

AIA - FIA FAST/FAST 4.653 Km

RACE

13/12/2014 09:00

Race (32:00:00 Time) started at 9:04:11

Lap	S1	Spd IP1	S2	Spd IP2	S3	MaxSpd	Lap Tm	Diff	Time of Day
244	39.671	159.769	39.142	98.146	45.535	221.311	2:04.349	+5.187	18:38:56.143
245	39.475	150.041	40.510	97.262	45.518	223.602	2:05.504	+6.342	18:41:01.647
246	39.398	154.644	39.632	101.086	45.287	224.066	2:04.318	+5.156	18:43:05.965
247	39.547	153.149	39.438	97.879	45.230	220.859	2:04.216	+5.054	18:45:10.181
248	39.487	152.727	39.344	100.521	45.657	221.766	2:04.489	+5.327	18:47:14.670
249	39.603	158.627	39.041	99.778	45.356	221.766	2:04.001	+4.839	18:49:18.671
250	39.311	164.755	39.048	101.086	45.169	222.222	2:03.529	+4.367	18:51:22.200
251	39.243	154.000	39.240	103.014	45.686	222.222	2:04.170	+5.008	18:53:26.370
252	39.992	125.714	39.508	103.409	45.254	216.867	2:04.755	+5.593	18:55:31.125
253	40.512	155.949	39.092	102.428	45.765	221.311	2:05.370	+6.208	18:57:36.495
254	40.254	160.696	38.967	102.331	45.249	216.433	2:04.471	+5.309	18:59:40.966
255	39.486	154.644	39.435	98.774	45.306	219.067	2:04.228	+5.066	19:01:45.194
256	39.474	159.310	39.095	102.331	45.562	219.067	2:04.132	+4.970	19:03:49.326

(12) INTERSPORT RACING 1

1	49.572	125.857	44.260	103.906	49.444	168.750	2:23.277	+13.239	9:06:35.472
2	42.376	137.910	42.469	104.509	48.169	216.433	2:13.015	+2.977	9:08:48.487
3	41.566	140.532	42.786	103.211	47.624	215.139	2:11.977	+1.939	9:11:00.464
4	41.667	132.473	41.617	103.607	47.446	219.512	2:10.731	+0.693	9:13:11.195
5	42.279	135.882	42.344	102.916	48.140	209.709	2:12.764	+2.726	9:15:23.959
6	42.638	127.302	41.943	106.153	48.051	207.692	2:12.633	+2.595	9:17:36.592
7	42.330	124.166	43.022	102.818	48.377	201.493	2:13.730	+3.692	9:19:50.322
8	41.117	134.075	41.449	104.106	47.888	219.959	2:10.455	+0.417	9:22:00.777
9	41.448	144.375	42.584	102.916	47.935	215.569	2:11.968	+1.930	9:24:12.745
10	41.249	138.947	42.089	103.906	47.784	219.512	2:11.123	+1.085	9:26:23.868
11	41.023	141.790	41.874	101.848	47.697	217.304	2:10.595	+0.557	9:28:34.463
12	41.565	139.296	41.960	104.308	48.067	218.623	2:11.593	+1.555	9:30:46.056
13	41.485	137.739	41.798	102.525	47.627	219.067	2:10.911	+0.873	9:32:56.967
14	41.436	136.889	41.964	101.944	47.810	214.286	2:11.211	+1.173	9:35:08.178
15	42.601	140.711	41.625	102.234	47.943	208.494	2:12.170	+2.132	9:37:20.348
16	41.423	132.790	41.880	104.915	47.602	218.623	2:10.906	+0.868	9:39:31.254
17	41.163	146.087	42.188	102.623	47.584	214.712	2:10.936	+0.898	9:41:42.190
18	41.554	137.910	41.794	102.234	48.412	220.859	2:11.761	+1.723	9:43:53.951
19	41.495	141.609	41.849	102.041	48.240	218.623	2:11.585	+1.547	9:46:05.536
20	41.192	137.228	41.969	104.509	47.639	222.222	2:10.801	+0.763	9:48:16.337
21	40.989	136.552	42.669	99.594	47.839	219.512	2:11.498	+1.460	9:50:27.835
22	41.021	143.627	41.559	107.957	48.589	222.680	2:11.170	+1.132	9:52:39.005
23	41.727	142.336	41.807	105.222	48.167	219.959	2:11.702	+1.664	9:54:50.707
24	41.610	141.429	41.595	101.561	48.302	213.861	2:11.508	+1.470	9:57:02.215
25	41.321	143.627	42.273	106.362	48.222	215.139	2:11.817	+1.779	9:59:14.032
26	41.034	145.321	42.014	102.428	47.775	220.859	2:10.824	+0.786	10:01:24.856
27	41.483	139.122	42.208	104.006	47.820	215.569	2:11.512	+1.474	10:03:36.368
28	41.413	139.122	41.675	101.086	47.710	213.861	2:10.799	+0.761	10:05:47.167
29	41.391	149.636	42.331	102.818	48.405	216.000	2:12.128	+2.090	10:07:59.295
30	41.249	130.755	42.725	101.752	48.568	222.222	2:12.543	+2.505	10:10:11.838
31	41.652	134.891	42.259	107.313	47.811	222.222	2:11.723	+1.685	10:12:23.561
32	41.375	142.703	42.520	102.916	47.638	219.067	2:11.534	+1.496	10:14:35.095
33	41.702	145.512	42.031	100.709	48.071	216.433	2:11.805	+1.767	10:16:46.900
34	40.757	145.321	42.479	97.526	47.955	223.602	2:11.192	+1.154	10:18:58.092

Chief of Timing & Scoring

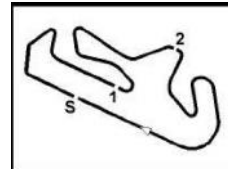
Timegear

Race Director

Internet Results:

<http://www.mylaps.com/en/events/1101220>

Licensed to: Autodromo Internacional do Algarve


MAXIENDURANCE 32h

12 - 13 - 14 DECEMBER 2014

AIA - FIA FAST/FAST 4.653 Km

RACE

13/12/2014 09:00

Race (32:00:00 Time) started at 9:04:11

Lap	S1	Spd IP1	S2	Spd IP2	S3	MaxSpd	Lap Tm	Diff	Time of Day
35	41.500	145.321	42.083	97.438	47.862	222.680	2:11.446	+1.408	10:21:09.538
36	41.467	148.434	42.613	106.677	48.119	222.680	2:12.200	+2.162	10:23:21.738
37	41.791	137.568	41.817	106.049	47.763	224.532	2:11.372	+1.334	10:25:33.110
38	42.062	135.385	42.376	103.014	47.877	223.602	2:12.316	+2.278	10:27:45.426
39	40.834	153.786	41.865	102.916	47.554	225.941	2:10.254	+0.216	10:29:55.680
40	40.961	140.711	41.685	97.438	47.711	226.891	2:10.358	+0.320	10:32:06.038
41	40.834	145.131	42.163	103.806	47.682	226.415	2:10.680	+0.642	10:34:16.718
42	40.909	141.248	42.333	101.657	47.785	226.415	2:11.028	+0.990	10:36:27.746
43	42.046	140.532	42.193	106.153	47.698	218.182	2:11.938	+1.900	10:38:39.684
44	41.570	143.813	41.982	105.531	48.031	220.859	2:11.584	+1.546	10:40:51.268
45	41.230	150.041	42.189	106.362	47.657	227.368	2:11.077	+1.039	10:43:02.345
46	40.851	152.308	41.868	106.257	47.966	225.941	2:10.686	+0.648	10:45:13.031
47	41.249	146.861	41.776	101.561	47.993	223.602	2:11.019	+0.981	10:47:24.050
48	41.532	147.056	41.494	111.639	47.492	220.859	2:10.519	+0.481	10:49:34.569
49	40.809	150.041	40.790	109.935	48.438	221.311	2:10.038		10:51:44.607
p50	40.872	147.643	41.495	106.783		225.470	2:14.065	+4.027	10:53:58.672
51		111.102	46.153	85.349	50.420		7:33.933	+5:23.895	11:01:32.605
52	43.153	127.156	44.973	88.787	50.729	210.526	2:18.856	+8.818	11:03:51.461
53	42.454	131.219	44.520	89.227	49.260	216.867	2:16.235	+6.197	11:06:07.696
54	42.380	129.533	43.851	93.636	49.165	213.439	2:15.397	+5.359	11:08:23.093
55	42.480	132.473	43.406	91.417	49.449	206.897	2:15.336	+5.298	11:10:38.429
56	43.746	135.716	43.068	92.991	49.156	184.932	2:15.971	+5.933	11:12:54.400
57	42.544	138.600	43.343	89.746	49.172	216.867	2:15.060	+5.022	11:15:09.460
58	42.393	131.843	44.728	92.991	49.106	213.018	2:16.228	+6.190	11:17:25.688
59	42.080	133.430	43.307	92.276	49.180	223.140	2:14.568	+4.530	11:19:40.256
60	41.759	144.752	43.109	100.803	48.827	223.140	2:13.696	+3.658	11:21:53.952
61	42.344	129.231	43.521	94.621	49.175	219.959	2:15.041	+5.003	11:24:08.993
62	41.522	141.609	42.826	91.728	48.686	223.140	2:13.035	+2.997	11:26:22.028
63	41.515	139.823	42.572	96.653	49.077	226.415	2:13.165	+3.127	11:28:35.193
64	41.306	145.703	42.733	95.626	48.753	221.311	2:12.793	+2.755	11:30:47.986
65	41.250	142.519	42.747	98.235	49.010	219.959	2:13.008	+2.970	11:33:00.994
66	41.584	138.082	42.855	92.434	48.465	221.311	2:12.905	+2.867	11:35:13.899
67	40.940	143.441	42.297	94.373	48.595	222.222	2:11.833	+1.795	11:37:25.732
68	40.982	147.840	42.051	94.126	48.826	223.602	2:11.860	+1.822	11:39:37.592
69	41.183	142.154	42.252	101.561	48.464	222.222	2:11.900	+1.862	11:41:49.492
70	41.369	137.228	42.205	96.913	51.114	224.532	2:14.689	+4.651	11:44:04.181
71	41.995	134.891	42.352	95.037	48.167	223.602	2:12.515	+2.477	11:46:16.696
72	41.225	138.254	42.508	99.137	48.958	225.470	2:12.692	+2.654	11:48:29.388
73	41.738	138.082	42.609	92.672	48.365	222.680	2:12.713	+2.675	11:50:42.101
74	41.359	139.647	42.599	99.046	48.657	224.066	2:12.616	+2.578	11:52:54.717
75	42.027	144.000	42.505	103.014	48.767	225.000	2:13.300	+3.262	11:55:08.017
76	42.072	134.891	42.366	97.968	48.586	226.891	2:13.025	+2.987	11:57:21.042
77	41.061	142.703	42.478	106.153	48.842	227.368	2:12.382	+2.344	11:59:33.424
78	41.159	144.375	42.312	88.134	48.729	225.470	2:12.201	+2.163	12:01:45.625
79	42.094	148.037	43.552	87.848	48.283	227.368	2:13.930	+3.892	12:03:59.555
80	41.223	140.000	42.166	93.152	48.822	225.941	2:12.212	+2.174	12:06:11.767
81	41.208	145.703	42.074	98.057	48.704	224.532	2:11.987	+1.949	12:08:23.754
82	41.541	134.891	42.626	98.414	48.336	222.680	2:12.504	+2.466	12:10:36.258
83	42.534	148.434	43.863	94.290	48.422	229.787	2:14.820	+4.782	12:12:51.078

Chief of Timing & Scoring

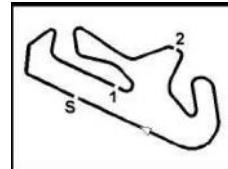
Timegear

Race Director

Internet Results:

<http://www.mylaps.com/en/events/1101220>

Licensed to: Autodromo Internacional do Algarve


MAXIENDURANCE 32h

12 - 13 - 14 DECEMBER 2014

AIA - FIA FAST/FAST 4.653 Km

RACE

13/12/2014 09:00

Race (32:00:00 Time) started at 9:04:11

Lap	S1	Spd IP1	S2	Spd IP2	S3	MaxSpd	Lap Tm	Diff	Time of Day
84	41.156	148.037	43.192	95.289	48.299	225.941	2:12.648	+2.610	12:15:03.726
85	41.904	148.235	42.345	102.331	48.508	224.532	2:12.758	+2.720	12:17:16.484
86	41.836	154.214	42.225	100.148	48.897	223.602	2:12.959	+2.921	12:19:29.443
87	41.986	155.512	42.802	104.106	49.281	225.941	2:14.070	+4.032	12:21:43.513
88	42.280	147.056	44.931	94.787	49.048	221.766	2:16.260	+6.222	12:23:59.773
89	41.943	143.256	42.971	93.071	48.531	223.140	2:13.446	+3.408	12:26:13.219
90	41.279	153.786	42.230	93.880	48.777	223.602	2:12.287	+2.249	12:28:25.506
91	41.297	150.448	42.374	102.137	49.291	224.532	2:12.963	+2.925	12:30:38.469
92	41.611	153.786	43.123	93.636	48.545	220.408	2:13.280	+3.242	12:32:51.749
93	42.356	145.321	42.923	104.509	49.169	204.934	2:14.449	+4.411	12:35:06.198
94	42.378	153.361	42.784	99.778	49.429	218.182	2:14.592	+4.554	12:37:20.790
95	43.097	156.169	43.354	100.334	49.101	216.433	2:15.553	+5.515	12:39:36.343
96	42.560	138.947	42.969	99.319	49.099	226.415	2:14.629	+4.591	12:41:50.972
97	42.615	149.434	45.492	94.208	49.837	220.408	2:17.945	+7.907	12:44:08.917
98	42.582	145.131	43.643	101.086	49.287	214.286	2:15.513	+5.475	12:46:24.430
99	42.912	144.375	43.441	105.531	49.535	216.867	2:15.889	+5.851	12:48:40.319
100	42.822	133.913	43.652	96.394	49.166	218.182	2:15.641	+5.603	12:50:55.960
p101	43.149	139.122	43.751	93.071		223.602	2:21.822	+11.784	12:53:17.782
102		129.533	46.017	94.621	53.739		37:28.839	+35:18.801	13:30:46.621
103	44.138	139.823	44.671	93.474	51.405	203.008	2:20.215	+10.177	13:33:06.836
104	44.425	146.087	43.880	93.555	50.248	202.247	2:18.554	+8.516	13:35:25.390
105	43.304	144.187	44.584	92.355	51.051	215.569	2:18.940	+8.902	13:37:44.330
106	43.573	146.861	43.917	86.999	50.084	213.439	2:17.575	+7.537	13:40:01.905
107	43.486	134.891	43.580	99.228	49.932	209.302	2:16.999	+6.961	13:42:18.904
108	43.088	134.237	43.623	96.567	49.725	211.350	2:16.437	+6.399	13:44:35.341
109	42.910	134.563	42.589	95.711	49.225	216.867	2:14.725	+4.687	13:46:50.066
110	42.790	151.063	42.523	97.000	49.091	218.182	2:14.405	+4.367	13:49:04.471
111	42.897	141.248	42.097	99.319	49.431	217.304	2:14.426	+4.388	13:51:18.897
112	42.435	141.790	41.759	99.319	48.951	214.712	2:13.146	+3.108	13:53:32.043
113	42.344	140.177	42.655	95.626	49.868	220.859	2:14.868	+4.830	13:55:46.911
114	42.854	130.294	43.512	96.913	48.800	220.408	2:15.167	+5.129	13:58:02.078
115	42.001	141.069	42.234	97.791	48.640	209.302	2:12.876	+2.838	14:00:14.954
116	41.921	144.000	42.722	93.313	49.087	221.766	2:13.731	+3.693	14:02:28.685
117	41.891	150.244	41.560	112.453	49.277	222.680	2:12.729	+2.691	14:04:41.414
118	41.996	141.069	43.860	101.657	48.705	219.067	2:14.562	+4.524	14:06:55.976
p119	43.657	130.909	43.361	92.040		224.532	2:19.916	+9.878	14:09:15.892
120		144.752	42.431	93.393	49.044		2:51.003	+40.965	14:12:06.895
121	42.154	145.703	42.710	96.222	49.431	221.311	2:14.296	+4.258	14:14:21.191
122	42.382	144.563	43.740	90.346	49.883	216.000	2:16.006	+5.968	14:16:37.197
123	42.606	144.375	42.918	90.574	49.073	220.408	2:14.598	+4.560	14:18:51.795
124	42.426	145.895	43.237	94.455	49.750	219.067	2:15.414	+5.376	14:21:07.209
125	42.651	145.321	43.127	101.752	49.983	218.182	2:15.762	+5.724	14:23:22.971
126	42.720	148.235	43.956	80.633	51.852	217.742	2:18.529	+8.491	14:25:41.500
p127	42.674	147.840	44.221	90.574		211.350	2:28.529	+18.491	14:28:10.029
128		134.400	44.327	90.726	49.245		3:51.615	+1:41.577	14:32:01.644
129	42.549	135.220	43.294	89.746	49.075	216.000	2:14.919	+4.881	14:34:16.563
130	42.142	139.647	42.824	93.880	49.543	223.140	2:14.510	+4.472	14:36:31.073
131	42.143	145.131	42.588	92.911	48.826	218.623	2:13.558	+3.520	14:38:44.631
132	42.342	135.220	42.610	90.195	49.108	220.859	2:14.061	+4.023	14:40:58.692

Chief of Timing & Scoring

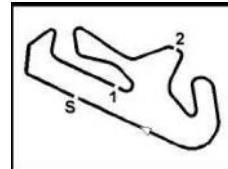
Timegear

Race Director

Internet Results:

<http://www.mylaps.com/en/events/1101220>

Licensed to: Autodromo Internacional do Algarve


MAXIENDURANCE 32h

12 - 13 - 14 DECEMBER 2014

AIA - FIA FAST/FAST 4.653 Km

RACE

13/12/2014 09:00

Race (32:00:00 Time) started at 9:04:11

Lap	S1	Spd IP1	S2	Spd IP2	S3	MaxSpd	Lap Tm	Diff	Time of Day
133	42.291	140.354	42.623	88.933	48.573	216.867	2:13.488	+3.450	14:43:12.180
134	42.805	135.550	42.927	93.313	49.022	218.182	2:14.755	+4.717	14:45:26.935
135	42.176	142.519	41.713	102.234	49.276	217.304	2:13.166	+3.128	14:47:40.101
136	41.634	142.519	42.109	92.752	49.165	219.067	2:12.909	+2.871	14:49:53.010
137	42.582	138.600	42.406	94.953	48.278	216.433	2:13.267	+3.229	14:52:06.277
138	41.577	146.667	42.257	91.806	48.824	216.867	2:12.659	+2.621	14:54:18.936
139	43.118	140.177	42.545	95.373	48.728	221.766	2:14.392	+4.354	14:56:33.328
140	42.021	139.472	42.230	100.148	49.298	215.139	2:13.550	+3.512	14:58:46.878
141	42.402	135.882	42.435	97.968	48.968	215.569	2:13.806	+3.768	15:01:00.684
142	41.991	138.947	42.638	102.916	49.238	222.680	2:13.868	+3.830	15:03:14.552
143	42.594	129.231	43.097	96.394	49.728	219.067	2:15.420	+5.382	15:05:29.972
144	41.548	148.037	43.321	94.373	49.048	213.439	2:13.918	+3.880	15:07:43.890
145	42.216	141.069	42.245	101.752	49.528	214.712	2:13.990	+3.952	15:09:57.880
146	42.207	145.131	42.770	97.614	48.850	220.859	2:13.828	+3.790	15:12:11.708
147	41.807	150.448	43.232	93.474	49.966	216.867	2:15.006	+4.968	15:14:26.714
148	41.887	143.441	42.462	97.879	49.071	219.067	2:13.421	+3.383	15:16:40.135
p149	42.598	139.296	43.254	98.504		227.848	2:20.926	+10.888	15:19:01.061
150		132.950	49.002	83.760	52.523		7:57.987	+5:47.949	15:26:59.048
151	45.355	134.891	45.772	83.372	50.629	197.441	2:21.757	+11.719	15:29:20.805
152	45.007	154.214	45.090	91.650	51.010	225.470	2:21.108	+11.070	15:31:41.913
153	43.755	147.643	44.929	86.580	50.830	220.859	2:19.515	+9.477	15:34:01.428
154	44.032	155.512	44.142	90.498	50.503	208.897	2:18.678	+8.640	15:36:20.106
155	43.728	149.233	44.374	90.271	51.340	208.092	2:19.443	+9.405	15:38:39.549
156	43.442	159.540	46.024	89.080	50.546	214.286	2:20.013	+9.975	15:40:59.562
157	43.508	143.627	44.190	82.355	50.823	219.512	2:18.522	+8.484	15:43:18.084
158	43.174	147.447	45.209	92.513	51.552	223.602	2:19.936	+9.898	15:45:38.020
159	43.216	154.429	43.807	92.434	51.125	217.742	2:18.149	+8.111	15:47:56.169
160	42.931	143.071	44.281	89.227	50.768	222.680	2:17.981	+7.943	15:50:14.150
161	45.643	150.041	43.654	93.232	50.903	210.938	2:20.201	+10.163	15:52:34.351
162	43.731	152.727	43.749	85.214	50.708	214.712	2:18.189	+8.151	15:54:52.540
163	42.966	145.512	43.330	88.496	50.694	219.067	2:16.991	+6.953	15:57:09.531
164	43.710	141.972	45.030	85.214	50.084	219.959	2:18.825	+8.787	15:59:28.356
165	42.555	147.447	43.531	94.538	50.314	226.415	2:16.401	+6.363	16:01:44.757
166	42.947	147.056	43.172	88.206	50.706	220.408	2:16.826	+6.788	16:04:01.583
167	42.900	139.647	44.025	90.802	50.613	221.311	2:17.539	+7.501	16:06:19.122
168	42.617	153.786	44.072	82.607	50.252	223.140	2:16.942	+6.904	16:08:36.064
169	43.298	145.895	43.162	89.080	50.293	225.000	2:16.754	+6.716	16:10:52.818
170	42.815	149.636	43.990	83.115	49.874	223.602	2:16.680	+6.642	16:13:09.498
171	42.581	145.895	44.050	83.243	50.106	226.415	2:16.738	+6.700	16:15:26.236
172	42.611	146.087	43.408	85.823	49.754	227.368	2:15.774	+5.736	16:17:42.010
173	43.434	143.441	43.637	94.621	50.353	221.766	2:17.425	+7.387	16:19:59.435
174	42.974	156.389	43.979	84.415	49.984	224.066	2:16.938	+6.900	16:22:16.373
175	42.767	153.573	43.287	86.511	49.835	222.222	2:15.890	+5.852	16:24:32.263
176	43.769	146.087	43.672	86.719	49.259	219.959	2:16.701	+6.663	16:26:48.964
177	42.813	154.000	44.229	82.670	49.500	218.623	2:16.543	+6.505	16:29:05.507
178	42.242	149.032	43.603	86.789	49.138	219.067	2:14.984	+4.946	16:31:20.491
179	41.708	159.082	43.703	95.711	49.526	225.470	2:14.938	+4.900	16:33:35.429
180	42.344	141.069	43.702	88.641	49.627	218.623	2:15.674	+5.636	16:35:51.103
181	42.935	141.972	44.056	91.884	50.510	215.569	2:17.502	+7.464	16:38:08.605

Chief of Timing & Scoring

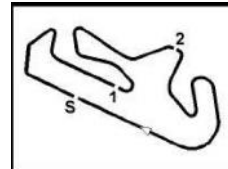
Timegear

Race Director

Internet Results:

<http://www.mylaps.com/en/events/1101220>

Licensed to: Autodromo Internacional do Algarve


MAXIENDURANCE 32h

12 - 13 - 14 DECEMBER 2014

AIA - FIA FAST/FAST 4.653 Km

RACE

13/12/2014 09:00

Race (32:00:00 Time) started at 9:04:11

Lap	S1	Spd IP1	S2	Spd IP2	S3	MaxSpd	Lap Tm	Diff	Time of Day
182	42.414	136.384	43.316	86.999	49.329	221.766	2:15.060	+5.022	16:40:23.665
183	42.230	134.563	43.620	90.120	49.568	220.859	2:15.419	+5.381	16:42:39.084
184	43.636	125.288	44.268	90.045	49.230	213.439	2:17.135	+7.097	16:44:56.219
185	42.116	144.000	43.252	91.262	49.116	212.181	2:14.485	+4.447	16:47:10.704
186	41.822	144.941	44.065	92.355	49.570	223.602	2:15.458	+5.420	16:49:26.162
187	42.050	139.823	43.630	87.563	49.520	221.311	2:15.201	+5.163	16:51:41.363
188	41.982	145.512	42.474	91.884	49.950	224.532	2:14.407	+4.369	16:53:55.770
189	42.861	130.294	45.988	81.670	50.552	219.067	2:19.402	+9.364	16:56:15.172
190	43.712	143.256	44.007	83.760	49.638	199.630	2:17.358	+7.320	16:58:32.530
191	43.862	149.233	43.001	89.227	49.865	219.067	2:16.729	+6.691	17:00:49.259
192	41.982	132.157	43.478	95.037	52.201	224.532	2:17.662	+7.624	17:03:06.921
193	41.811	134.727	45.929	86.650	50.839	222.680	2:18.580	+8.542	17:05:25.501
194	42.173	129.988	43.719	86.028	50.470	225.000	2:16.363	+6.325	17:07:41.864
p195	42.839	140.532	44.634	88.496		221.766	2:21.322	+11.284	17:10:03.186
196		114.074	51.237	82.544	54.812		10:22.184	+8:12.146	17:20:25.370
197	46.469	124.865	46.589	85.551	52.766	186.207	2:25.825	+15.787	17:22:51.195
198	44.569	130.909	47.933	80.214	52.227	200.371	2:24.730	+14.692	17:25:15.925
199	44.076	129.684	46.332	84.746	51.931	207.692	2:22.340	+12.302	17:27:38.265
200	43.690	138.427	45.691	84.283	51.602	208.092	2:20.984	+10.946	17:29:59.249
201	43.644	133.109	46.112	86.789	51.336	206.897	2:21.093	+11.055	17:32:20.342
202	44.055	143.813	45.517	86.859	51.386	211.765	2:20.959	+10.921	17:34:41.301
203	43.501	138.082	45.543	85.619	51.450	213.861	2:20.495	+10.457	17:37:01.796
204	44.345	131.843	46.989	79.447	52.134	210.938	2:23.469	+13.431	17:39:25.265
205	44.618	142.519	44.847	85.147	51.231	203.390	2:20.697	+10.659	17:41:45.962
206	43.717	150.652	45.743	84.217	52.019	216.433	2:21.480	+11.442	17:44:07.442
207	44.529	137.398	46.322	88.714	55.377	213.018	2:26.229	+16.191	17:46:33.671
208	44.925	140.177	47.118	81.240	51.778	200.371	2:23.822	+13.784	17:48:57.493
209	44.986	128.780	45.754	84.217	53.896	204.159	2:24.637	+14.599	17:51:22.130
210	44.161	128.482	45.731	80.693	52.602	210.526	2:22.495	+12.457	17:53:44.625
211	44.888	123.063	46.441	80.513	52.723	204.159	2:24.053	+14.015	17:56:08.678
212	44.157	130.141	45.738	90.346	52.697	205.323	2:22.593	+12.555	17:58:31.271
213	43.570	129.684	45.819	84.613	51.172	214.286	2:20.562	+10.524	18:00:51.833
214	44.028	136.889	45.832	84.217	51.712	215.569	2:21.573	+11.535	18:03:13.406
215	43.875	130.447	45.386	83.243	50.244	216.433	2:19.506	+9.468	18:05:32.912
216	43.276	128.482	44.783	79.505	51.623	222.222	2:19.683	+9.645	18:07:52.595
217	46.864	125.288	49.136	80.754	54.293	197.802	2:30.294	+20.256	18:10:22.889
218	45.668	125.288	48.158	80.274	53.866	194.946	2:27.693	+17.655	18:12:50.582
219	44.518	130.755	45.936	81.301	51.939	218.182	2:22.394	+12.356	18:15:12.976
220	44.305	110.659	47.451	85.755	54.059	208.092	2:25.816	+15.778	18:17:38.792
221	50.268	139.647	45.658	86.028	52.684	206.897	2:28.611	+18.573	18:20:07.403
222	45.001	130.294	45.247	87.563	52.107	196.007	2:22.356	+12.318	18:22:29.759
223	43.924	135.882	44.138	90.802	50.574	200.743	2:18.637	+8.599	18:24:48.396
224	44.966	130.909	44.298	89.006	50.482	212.598	2:19.747	+9.709	18:27:08.143
225	42.635	135.550	43.951	83.890	52.227	216.867	2:18.814	+8.776	18:29:26.957
226	43.127	135.550	43.970	92.831	51.661	216.867	2:18.759	+8.721	18:31:45.716
227	42.114	137.910	44.171	88.714	50.506	221.311	2:16.792	+6.754	18:34:02.508
228	42.278	140.532	44.678	84.349	50.669	220.859	2:17.626	+7.588	18:36:20.134
229	43.050	133.269	44.231	91.108	51.460	218.182	2:18.742	+8.704	18:38:38.876
230	42.910	143.813	44.009	87.991	49.783	215.569	2:16.703	+6.665	18:40:55.579

Chief of Timing & Scoring

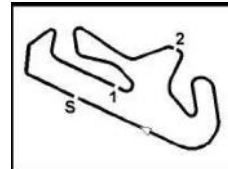
Timegear

Race Director

Internet Results:

<http://www.mylaps.com/en/events/1101220>

Licensed to: Autodromo Internacional do Algarve


MAXIENDURANCE 32h

12 - 13 - 14 DECEMBER 2014

AIA - FIA FAST/FAST 4.653 Km

RACE

13/12/2014 09:00

Race (32:00:00 Time) started at 9:04:11

Lap	S1	Spd IP1	S2	Spd IP2	S3	MaxSpd	Lap Tm	Diff	Time of Day
231	42.456	144.752	44.183	90.045	49.408	217.304	2:16.048	+6.010	18:43:11.627
232	42.758	148.037	43.456	85.214	49.381	224.532	2:15.596	+5.558	18:45:27.223
233	42.267	145.131	43.865	82.292	48.969	225.000	2:15.102	+5.064	18:47:42.325
234	42.691	130.294	44.818	88.641	50.522	224.532	2:18.032	+7.994	18:50:00.357
235	43.277	125.572	45.358	85.551	49.953	218.623	2:18.589	+8.551	18:52:18.946
236	42.979	136.216	44.240	86.999	50.821	219.959	2:18.041	+8.003	18:54:36.987
237	44.011	134.891	43.659	94.126	49.699	204.159	2:17.370	+7.332	18:56:54.357
238	42.232	150.448	43.717	87.280	49.436	223.140	2:15.386	+5.348	18:59:09.743
239	42.982	139.122	43.056	89.006	48.965	224.532	2:15.004	+4.966	19:01:24.747
240	42.458	142.519	43.474	94.208	51.341	219.959	2:17.274	+7.236	19:03:42.021

(16) COR EUSER 1

1	47.812	132.473	49.074	90.498	53.776	173.077	2:30.663	+8.348	9:09:34.288
2	47.301	124.166	47.849	99.137	53.880	177.049	2:29.031	+6.716	9:12:03.319
3	47.665	123.474	48.895	86.999	55.888	178.808	2:32.449	+10.134	9:14:35.768
4	48.037	133.752	48.604	86.028	52.762	175.325	2:29.404	+7.089	9:17:05.172
5	47.249	127.010	47.605	93.636	53.205	177.340	2:28.060	+5.745	9:19:33.232
6	46.987	130.141	47.764	92.672	54.495	172.249	2:29.247	+6.932	9:22:02.479
7	46.869	127.742	47.403	97.175	52.877	178.808	2:27.150	+4.835	9:24:29.629
8	47.106	122.115	46.890	99.594	52.588	170.347	2:26.585	+4.270	9:26:56.214
9	47.179	125.714	46.916	91.806	52.599	179.104	2:26.695	+4.380	9:29:22.909
10	46.790	127.010	47.079	95.966	52.259	179.104	2:26.129	+3.814	9:31:49.038
11	46.169	136.384	47.040	82.797	52.256	179.402	2:25.466	+3.151	9:34:14.504
12	46.086	131.530	46.675	94.044	52.281	180.905	2:25.043	+2.728	9:36:39.547
13	46.670	129.080	46.841	87.069	52.091	178.808	2:25.603	+3.288	9:39:05.150
14	46.552	128.185	46.842	88.063	51.732	168.750	2:25.127	+2.812	9:41:30.277
15	45.935	137.739	46.496	90.878	52.694	179.700	2:25.126	+2.811	9:43:55.403
16	45.886	130.294	46.868	82.924	51.924	178.512	2:24.679	+2.364	9:46:20.082
17	45.797	134.237	46.677	82.607	51.757	178.808	2:24.232	+1.917	9:48:44.314
18	45.876	134.891	46.624	85.755	51.504	179.104	2:24.005	+1.690	9:51:08.319
19	45.324	138.254	46.819	81.057	52.332	178.512	2:24.476	+2.161	9:53:32.795
20	45.521	139.122	47.045	88.134	51.769	180.905	2:24.336	+2.021	9:55:57.131
21	58.987	134.727	47.659	94.621	51.782	180.000	2:38.429	+16.114	9:58:35.560
22	45.888	131.219	46.674	83.630	51.931	179.402	2:24.494	+2.179	10:01:00.054
23	45.539	137.398	46.883	82.924	51.494	179.402	2:23.917	+1.602	10:03:23.971
24	45.490	134.891	46.220	89.671	51.571	180.301	2:23.282	+0.967	10:05:47.253
25	45.460	133.430	46.375	86.929	51.186	181.513	2:23.022	+0.707	10:08:10.275
26	45.487	136.216	46.461	89.153	51.780	180.000	2:23.729	+1.414	10:10:34.004
27	45.389	137.058	46.118	93.232	51.836	179.402	2:23.344	+1.029	10:12:57.348
28	45.268	137.910	46.308	87.991	51.743	181.513	2:23.320	+1.005	10:15:20.668
29	45.355	135.385	46.498	89.227	52.758	180.602	2:24.612	+2.297	10:17:45.280
30	45.653	132.157	46.746	84.547	51.849	180.602	2:24.249	+1.934	10:20:09.529
31	45.733	127.595	46.739	86.028	51.956	180.905	2:24.429	+2.114	10:22:33.958
32	45.430	136.889	46.602	85.755	52.704	181.513	2:24.737	+2.422	10:24:58.695
33	45.622	136.889	46.403	89.523	51.891	181.818	2:23.917	+1.602	10:27:22.612
34	45.440	138.082	46.569	88.933	53.269	182.432	2:25.279	+2.964	10:29:47.891
35	46.097	131.530	47.198	78.012	52.254	181.818	2:25.550	+3.235	10:32:13.441
36	45.611	144.941	46.796	81.670	52.145	181.513	2:24.553	+2.238	10:34:37.994
37	45.444	126.720	47.047	83.308	51.931	181.513	2:24.423	+2.108	10:37:02.417

Chief of Timing & Scoring

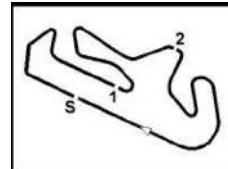
Timegear

Race Director

Internet Results:

<http://www.mylaps.com/en/events/1101220>

Licensed to: Autodromo Internacional do Algarve


MAXIENDURANCE 32h

12 - 13 - 14 DECEMBER 2014

AIA - FIA FAST/FAST 4.653 Km

RACE

13/12/2014 09:00

Race (32:00:00 Time) started at 9:04:11

Lap	S1	Spd IP1	S2	Spd IP2	S3	MaxSpd	Lap Tm	Diff	Time of Day
38	45.717	130.755	46.665	89.227	52.005	181.208	2:24.388	+2.073	10:39:26.805
39	45.658	136.889	46.825	84.021	51.551	180.602	2:24.035	+1.720	10:41:50.840
40	45.357	138.427	46.466	81.423	51.285	180.905	2:23.109	+0.794	10:44:13.949
41	45.234	146.473	46.202	89.153	52.011	181.513	2:23.448	+1.133	10:46:37.397
42	45.376	137.398	47.072	88.641	51.381	181.513	2:23.830	+1.515	10:49:01.227
43	45.091	141.972	45.944	87.350	51.279	180.602	2:22.315		10:51:23.542
44	45.122	135.882	45.998	97.791	51.943	181.818	2:23.064	+0.749	10:53:46.606
45	45.636	133.109	46.501	89.153	52.165	181.818	2:24.303	+1.988	10:56:10.909
p46	45.494	113.028	46.963	83.308		177.924	2:29.248	+6.933	10:58:40.157
47		116.962	52.354	81.362	57.343		5:00.900	+2:38.585	11:03:41.057
48	48.543	119.741	51.213	89.153	54.149	170.886	2:33.906	+11.591	11:06:14.963
49	48.713	122.249	49.702	87.350	54.949	177.632	2:33.365	+11.050	11:08:48.328
50	49.421	128.482	49.479	84.021	54.636	177.340	2:33.537	+11.222	11:11:21.865
51	47.778	123.888	50.166	88.714	54.596	164.384	2:32.541	+10.226	11:13:54.406
52	47.135	130.909	49.578	85.619	54.060	177.632	2:30.774	+8.459	11:16:25.180
53	46.643	131.219	49.397	85.687	53.568	181.513	2:29.609	+7.294	11:18:54.789
54	46.836	129.988	48.647	91.494	53.256	181.208	2:28.740	+6.425	11:21:23.529
55	46.458	129.836	49.954	90.271	53.251	177.049	2:29.664	+7.349	11:23:53.193
56	46.516	134.075	48.833	95.796	53.225	184.300	2:28.575	+6.260	11:26:21.768
57	45.923	137.568	49.321	84.086	53.991	184.300	2:29.236	+6.921	11:28:51.004
58	46.634	134.400	48.406	88.568	53.467	185.567	2:28.508	+6.193	11:31:19.512
59	46.659	132.315	48.919	91.185	53.348	184.615	2:28.927	+6.612	11:33:48.439
60	46.413	133.913	48.757	85.755	53.190	181.208	2:28.361	+6.046	11:36:16.800
61	46.707	130.755	48.964	88.496	53.056	185.249	2:28.728	+6.413	11:38:45.528
62	45.872	140.177	48.534	91.728	52.168	184.932	2:26.575	+4.260	11:41:12.103
63	45.960	139.823	47.464	94.621	52.311	185.886	2:25.736	+3.421	11:43:37.839
64	45.758	128.185	47.679	89.671	52.721	185.886	2:26.159	+3.844	11:46:03.998
65	46.059	127.595	48.628	87.991	53.085	186.528	2:27.773	+5.458	11:48:31.771
66	45.987	126.287	48.265	91.108	52.856	187.500	2:27.109	+4.794	11:50:58.880
67	45.808	135.550	47.826	92.752	53.595	187.175	2:27.230	+4.915	11:53:26.110
68	46.838	128.482	48.004	97.175	52.980	182.432	2:27.823	+5.508	11:55:53.933
69	45.874	141.972	46.725	96.308	53.240	187.826	2:25.840	+3.525	11:58:19.773
70	46.309	127.156	47.937	92.197	53.571	184.932	2:27.818	+5.503	12:00:47.591
71	45.530	125.147	49.063	94.704	53.490	187.175	2:28.084	+5.769	12:03:15.675
72	46.547	130.755	47.306	96.826	52.393	186.528	2:26.247	+3.932	12:05:41.922
73	45.553	147.056	47.603	89.523	52.474	184.300	2:25.631	+3.316	12:08:07.553
74	45.636	133.269	47.398	99.137	52.411	187.500	2:25.446	+3.131	12:10:32.999
75	47.147	123.474	47.795	89.153	52.333	187.500	2:27.276	+4.961	12:13:00.275
76	45.663	130.294	47.881	98.774	52.567	187.826	2:26.112	+3.797	12:15:26.387
77	46.297	122.655	47.551	84.812	54.079	184.615	2:27.928	+5.613	12:17:54.315
78	46.731	130.909	47.730	88.496	53.605	182.125	2:28.067	+5.752	12:20:22.382
79	46.471	120.522	49.588	85.551	53.044	181.513	2:29.104	+6.789	12:22:51.486
80	46.906	110.659	48.432	86.650	53.410	187.175	2:28.749	+6.434	12:25:20.235
81	46.427	119.483	49.176	99.594	53.587	186.207	2:29.191	+6.876	12:27:49.426
82	46.628	128.930	48.377	93.232	53.076	181.513	2:28.082	+5.767	12:30:17.508
83	46.066	126.720	48.422	94.704	53.452	186.528	2:27.941	+5.626	12:32:45.449
84	46.697	123.474	48.652	90.878	53.237	182.125	2:28.587	+6.272	12:35:14.036
85	46.777	127.010	48.077	92.911	53.151	180.905	2:28.006	+5.691	12:37:42.042
86	46.426	125.430	47.792	92.911	53.052	180.602	2:27.271	+4.956	12:40:09.313

Chief of Timing & Scoring

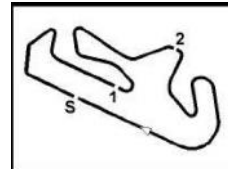
Timegear

Race Director

Internet Results:

<http://www.mylaps.com/en/events/1101220>

Licensed to: Autodromo Internacional do Algarve


MAXIENDURANCE 32h

12 - 13 - 14 DECEMBER 2014

AIA - FIA FAST/FAST 4.653 Km

RACE

13/12/2014 09:00

Race (32:00:00 Time) started at 9:04:11

Lap	S1	Spd IP1	S2	Spd IP2	S3	MaxSpd	Lap Tm	Diff	Time of Day
87	46.951	119.483	48.351	86.372	53.046	181.513	2:28.349	+6.034	12:42:37.662
88	47.497	129.684	48.130	93.799	54.010	185.886	2:29.638	+7.323	12:45:07.300
89	47.812	126.431	48.384	83.955	53.927	180.000	2:30.124	+7.809	12:47:37.424
90	47.729	125.006	48.853	84.946	53.466	178.512	2:30.049	+7.734	12:50:07.473
p91	48.074	114.192	52.761	91.494		184.300	2:52.037	+29.722	12:52:59.510
92		93.807	54.440	75.556	58.115		9:30.731	+7:08.416	13:02:30.241
93	49.812	106.615	50.559	76.956	55.606	158.358	2:35.978	+13.663	13:05:06.219
94	49.233	110.109	1:01.895	76.411	55.355	163.142	2:46.484	+24.169	13:07:52.703
95	48.774	112.227	50.653	78.125	56.658	172.524	2:36.086	+13.771	13:10:28.789
96	48.395	116.226	51.034	76.846	54.529	169.811	2:33.959	+11.644	13:13:02.748
97	48.546	112.454	50.144	83.372	54.870	174.194	2:33.561	+11.246	13:15:36.309
98	48.509	114.427	49.845	81.485	54.327	174.757	2:32.682	+10.367	13:18:08.991
99	48.430	121.048	49.020	77.011	54.039	174.194	2:31.490	+9.175	13:20:40.481
100	48.932	114.074	48.908	82.544	54.692	174.475	2:32.533	+10.218	13:23:13.014
101	48.053	113.957	48.649	74.206	53.974	174.757	2:30.677	+8.362	13:25:43.691
102	48.040	114.902	48.463	79.917	54.240	176.183	2:30.744	+8.429	13:28:14.435
103	48.118	115.862	49.305	78.924	54.974	175.041	2:32.398	+10.083	13:30:46.833
104	48.101	116.593	48.725	78.012	54.327	174.475	2:31.154	+8.839	13:33:17.987
105	48.114	123.337	48.385	80.274	55.119	176.759	2:31.619	+9.304	13:35:49.606
106	47.201	121.313	48.550	78.523	54.247	181.818	2:29.999	+7.684	13:38:19.605
107	47.479	123.063	48.105	75.981	53.737	180.000	2:29.322	+7.007	13:40:48.927
108	47.767	126.287	48.226	75.821	53.585	175.325	2:29.579	+7.264	13:43:18.506
109	47.505	119.741	48.260	80.754	53.920	180.301	2:29.686	+7.371	13:45:48.192
110	47.566	125.006	47.869	77.176	53.980	177.049	2:29.416	+7.101	13:48:17.608
111	47.599	126.865	48.570	74.979	54.095	180.000	2:30.265	+7.950	13:50:47.873
112	47.631	122.927	48.589	78.523	54.154	180.602	2:30.375	+8.060	13:53:18.248
113	47.469	123.612	50.072	76.956	55.613	169.279	2:33.155	+10.840	13:55:51.403
114	47.652	124.166	47.996	85.281	54.741	174.475	2:30.390	+8.075	13:58:21.793
115	47.191	123.888	47.813	78.924	53.156	178.218	2:28.161	+5.846	14:00:49.954
116	47.390	120.260	48.157	78.069	53.796	178.218	2:29.344	+7.029	14:03:19.298
117	47.570	124.444	48.024	83.565	53.632	179.104	2:29.227	+6.912	14:05:48.525
118	47.155	120.653	48.316	77.900	53.609	180.000	2:29.081	+6.766	14:08:17.606
119	47.815	123.888	47.716	82.988	53.731	178.512	2:29.263	+6.948	14:10:46.869
120	47.049	123.200	48.805	75.821	53.605	180.301	2:29.460	+7.145	14:13:16.329
121	47.179	126.720	47.506	87.563	54.993	180.000	2:29.679	+7.364	14:15:46.008
122	47.679	131.064	47.462	86.372	54.219	168.750	2:29.361	+7.046	14:18:15.369
123	47.083	129.684	47.541	87.209	53.896	179.402	2:28.521	+6.206	14:20:43.890
124	47.832	131.843	48.080	78.523	53.241	178.808	2:29.154	+6.839	14:23:13.044
125	47.587	120.000	48.390	78.012	54.139	179.402	2:30.117	+7.802	14:25:43.161
126	47.399	117.458	47.570	78.125	53.946	180.905	2:28.916	+6.601	14:28:12.077
127	47.665	129.684	47.957	77.231	53.248	180.602	2:28.871	+6.556	14:30:40.948
128	47.593	120.130	47.806	80.935	53.650	180.602	2:29.050	+6.735	14:33:09.998
129	47.119	121.846	47.983	81.855	53.685	181.208	2:28.788	+6.473	14:35:38.786
130	47.102	126.431	48.314	76.520	53.684	181.818	2:29.101	+6.786	14:38:07.887
131	47.096	125.714	47.875	78.637	53.427	185.249	2:28.399	+6.084	14:40:36.286
132	47.155	125.006	48.202	79.330	52.831	180.000	2:28.189	+5.874	14:43:04.475
133	46.825	131.374	47.927	85.484	53.803	180.905	2:28.556	+6.241	14:45:33.031
134	46.967	126.575	47.973	76.792	53.172	180.905	2:28.113	+5.798	14:48:01.144
135	47.022	116.962	47.683	78.352	53.457	181.513	2:28.163	+5.848	14:50:29.307

Chief of Timing & Scoring

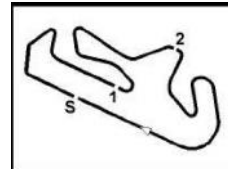
Timegear

Race Director

Internet Results:

<http://www.mylaps.com/en/events/1101220>

Licensed to: Autodromo Internacional do Algarve


MAXIENDURANCE 32h

12 - 13 - 14 DECEMBER 2014

AIA - FIA FAST/FAST 4.653 Km

RACE

13/12/2014 09:00

Race (32:00:00 Time) started at 9:04:11

Lap	S1	Spd IP1	S2	Spd IP2	S3	MaxSpd	Lap Tm	Diff	Time of Day
136	47.278	128.631	47.733	82.670	53.627	180.000	2:28.639	+6.324	14:52:57.946
137	46.644	123.612	48.082	80.036	54.304	181.818	2:29.031	+6.716	14:55:26.977
138	47.483	119.226	48.055	81.917	53.253	179.402	2:28.792	+6.477	14:57:55.769
p139	47.177	113.840	49.300	85.281		182.125	2:34.115	+11.800	15:00:29.884
140		117.458	51.355	79.564	56.251		4:47.733	+2:25.418	15:05:17.617
141	48.864	132.157	50.106	89.448	55.436	175.325	2:34.407	+12.092	15:07:52.024
142	48.250	133.913	49.528	81.240	54.173	178.512	2:31.952	+9.637	15:10:23.976
143	48.269	140.532	49.154	83.308	54.746	180.000	2:32.170	+9.855	15:12:56.146
144	49.195	126.865	49.321	78.409	54.298	179.104	2:32.815	+10.500	15:15:28.961
145	49.140	141.609	48.585	78.069	56.159	180.301	2:33.885	+11.570	15:18:02.846
146	48.857	125.857	49.309	82.167	54.557	174.194	2:32.724	+10.409	15:20:35.570
147	47.496	139.647	49.007	79.388	53.685	181.208	2:30.189	+7.874	15:23:05.759
148	47.369	137.568	48.637	82.418	55.383	181.818	2:31.390	+9.075	15:25:37.149
149	47.060	134.075	48.630	85.416	54.942	181.513	2:30.633	+8.318	15:28:07.782
150	47.305	134.237	48.593	82.418	54.553	181.513	2:30.452	+8.137	15:30:38.234
151	47.846	138.600	48.293	84.415	53.986	180.602	2:30.126	+7.811	15:33:08.360
152	47.134	139.823	48.069	92.752	54.274	182.432	2:29.478	+7.163	15:35:37.838
153	48.289	135.882	49.023	81.793	53.949	182.125	2:31.262	+8.947	15:38:09.100
154	47.055	148.434	48.507	82.292	54.234	182.741	2:29.797	+7.482	15:40:38.897
155	47.362	137.228	48.583	79.156	53.817	181.208	2:29.763	+7.448	15:43:08.660
156	46.981	146.087	47.832	83.051	54.191	181.818	2:29.005	+6.690	15:45:37.665
157	47.040	148.832	47.865	83.760	53.503	180.602	2:28.409	+6.094	15:48:06.074
158	47.469	141.609	47.822	95.966	54.581	182.125	2:29.873	+7.558	15:50:35.947
159	47.280	149.636	48.082	83.179	53.249	183.362	2:28.612	+6.297	15:53:04.559
160	47.116	138.600	48.097	82.988	53.412	183.362	2:28.626	+6.311	15:55:33.185
161	46.467	147.056	47.956	81.240	52.990	182.125	2:27.414	+5.099	15:58:00.599
162	45.908	146.861	47.426	85.960	53.100	183.986	2:26.435	+4.120	16:00:27.034
163	46.520	133.913	48.172	82.104	52.983	184.615	2:27.676	+5.361	16:02:54.710
164	46.603	144.187	47.312	84.086	52.703	183.986	2:26.619	+4.304	16:05:21.329
165	48.174	140.000	48.586	89.970	53.352	183.362	2:30.113	+7.798	16:07:51.442
166	46.306	142.154	47.237	100.615	54.591	183.051	2:28.135	+5.820	16:10:19.577
167	46.871	141.429	47.814	83.436	53.280	184.615	2:27.966	+5.651	16:12:47.543
168	46.257	137.568	48.329	85.013	53.088	186.207	2:27.675	+5.360	16:15:15.218
169	46.517	139.823	47.579	91.108	53.009	184.932	2:27.106	+4.791	16:17:42.324
170	46.788	136.049	49.335	87.634	53.011	185.567	2:29.135	+6.820	16:20:11.459
171	46.647	131.374	47.858	94.126	53.558	184.300	2:28.064	+5.749	16:22:39.523
172	46.503	139.823	48.480	84.021	53.411	183.673	2:28.395	+6.080	16:25:07.918
173	47.585	138.082	48.399	92.197	54.346	183.673	2:30.331	+8.016	16:27:38.249
174	47.173	133.752	48.577	90.498	53.981	185.249	2:29.732	+7.417	16:30:07.981
175	46.805	142.336	48.065	82.860	53.048	185.249	2:27.919	+5.604	16:32:35.900
176	49.064	137.910	48.263	85.484	53.996	184.932	2:31.324	+9.009	16:35:07.224
177	46.885	145.512	47.428	89.153	53.987	183.986	2:28.301	+5.986	16:37:35.525
178	47.111	145.321	47.736	82.860	53.489	183.051	2:28.337	+6.022	16:40:03.862
179	47.102	136.552	48.147	87.139	53.969	184.300	2:29.219	+6.904	16:42:33.081
180	46.665	139.472	48.006	89.300	54.290	185.567	2:28.962	+6.647	16:45:02.043
181	46.881	137.398	47.946	87.563	53.723	184.300	2:28.551	+6.236	16:47:30.594
182	46.803	135.882	49.112	88.933	53.810	184.300	2:29.726	+7.411	16:50:00.320
183	48.158	137.228	48.274	82.355	54.877	184.300	2:31.310	+8.995	16:52:31.630
p184	47.232	132.315	48.611	88.279		184.615	2:33.160	+10.845	16:55:04.790

Chief of Timing & Scoring

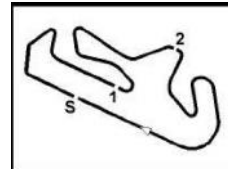
Timegear

Race Director

Internet Results:

<http://www.mylaps.com/en/events/1101220>

Licensed to: Autodromo Internacional do Algarve


MAXIENDURANCE 32h

12 - 13 - 14 DECEMBER 2014

AIA - FIA FAST/FAST 4.653 Km

RACE

13/12/2014 09:00

Race (32:00:00 Time) started at 9:04:11

Lap	S1	Spd IP1	S2	Spd IP2	S3	MaxSpd	Lap Tm	Diff	Time of Day
185		122.655	50.794	75.556	54.476		8:09.970	+5:47.655	17:03:14.760
186	47.677	117.333	49.439	81.301	54.063	182.432	2:31.180	+8.865	17:05:45.940
187	47.217	125.430	48.493	85.281	52.783	185.567	2:28.494	+6.179	17:08:14.434
188	46.118	125.006	47.735	83.115	54.451	185.567	2:28.305	+5.990	17:10:42.739
189	46.065	130.755	47.717	79.214	52.839	185.886	2:26.622	+4.307	17:13:09.361
190	46.507	125.572	47.876	82.481	53.419	186.207	2:27.803	+5.488	17:15:37.164
191	46.773	121.712	47.987	81.362	52.947	184.615	2:27.708	+5.393	17:18:04.872
192	46.413	127.448	47.880	83.308	54.110	185.249	2:28.404	+6.089	17:20:33.276
193	46.580	124.865	47.876	90.120	52.680	184.932	2:27.137	+4.822	17:23:00.413
194	46.148	136.049	47.814	81.240	52.189	184.932	2:26.152	+3.837	17:25:26.565
195	46.284	122.791	47.536	80.693	52.118	185.567	2:25.939	+3.624	17:27:52.504
196	46.112	125.147	47.619	78.238	51.873	186.207	2:25.605	+3.290	17:30:18.109
197	46.095	130.447	47.494	79.799	52.328	184.300	2:25.918	+3.603	17:32:44.027
198	46.174	124.724	48.059	81.608	52.058	186.528	2:26.292	+3.977	17:35:10.319
199	46.176	130.755	47.331	86.511	52.241	185.567	2:25.749	+3.434	17:37:36.068
200	45.967	132.790	47.550	84.151	52.403	185.567	2:25.921	+3.606	17:40:01.989
201	46.232	130.294	47.595	80.754	52.218	185.249	2:26.046	+3.731	17:42:28.035
202	46.669	132.315	47.595	79.799	51.804	184.300	2:26.069	+3.754	17:44:54.104
203	45.966	132.157	47.490	79.976	51.996	186.207	2:25.453	+3.138	17:47:19.557
204	47.388	116.593	48.289	86.441	52.052	186.851	2:27.730	+5.415	17:49:47.287
205	46.235	129.382	46.899	84.415	52.048	186.207	2:25.183	+2.868	17:52:12.470
206	46.353	129.988	47.490	76.846	52.308	186.528	2:26.152	+3.837	17:54:38.622
207	46.310	133.430	47.595	79.976	52.083	186.528	2:25.989	+3.674	17:57:04.611
208	46.384	131.686	47.319	78.694	52.331	185.567	2:26.035	+3.720	17:59:30.646
209	46.427	124.584	47.168	89.746	53.445	186.851	2:27.041	+4.726	18:01:57.687
210	48.179	128.333	47.464	82.418	52.752	185.567	2:28.396	+6.081	18:04:26.083
211	46.611	125.430	47.944	75.928	52.373	184.300	2:26.929	+4.614	18:06:53.012
212	46.345	127.595	47.287	80.693	53.237	184.615	2:26.870	+4.555	18:09:19.882
213	47.679	111.102	49.443	81.118	54.201	185.567	2:31.324	+9.009	18:11:51.206
214	47.222	118.588	48.582	81.731	52.903	183.362	2:28.708	+6.393	18:14:19.914
215	46.641	124.166	47.467	82.733	53.284	184.615	2:27.393	+5.078	18:16:47.307
216	46.503	126.000	47.554	80.154	52.733	186.528	2:26.791	+4.476	18:19:14.098
217	47.082	124.166	47.815	89.374	52.721	184.300	2:27.619	+5.304	18:21:41.717
218	46.808	126.431	47.632	76.142	51.981	183.673	2:26.422	+4.107	18:24:08.139
219	46.641	128.780	47.778	85.013	52.981	185.249	2:27.401	+5.086	18:26:35.540
220	46.409	122.249	47.487	81.057	52.618	186.207	2:26.515	+4.200	18:29:02.055
221	46.356	131.219	46.809	89.227	52.818	185.567	2:25.984	+3.669	18:31:28.039
222	46.051	134.891	46.896	88.423	52.556	186.207	2:25.504	+3.189	18:33:53.543
223	46.389	129.080	46.992	86.372	52.118	186.528	2:25.500	+3.185	18:36:19.043
224	46.609	123.888	47.215	86.999	52.129	174.194	2:25.954	+3.639	18:38:44.997
225	46.058	134.563	47.365	99.594	53.549	185.567	2:26.973	+4.658	18:41:11.970
226	45.880	126.720	47.566	83.436	52.183	187.175	2:25.630	+3.315	18:43:37.600
227	45.586	131.843	46.806	83.501	52.110	185.249	2:24.503	+2.188	18:46:02.103
228	45.908	135.716	46.737	85.080	52.206	186.851	2:24.852	+2.537	18:48:26.955
229	45.932	135.385	46.896	85.619	52.258	186.207	2:25.087	+2.772	18:50:52.042
230	45.954	133.269	47.407	84.547	53.624	185.567	2:26.986	+4.671	18:53:19.028
p231	46.820	109.349	48.049	89.448		183.673	2:33.033	+10.718	18:55:52.061
232		105.100	53.633	79.388	57.242		4:38.165	+2:15.850	19:00:30.226
233	48.997	130.755	49.267	84.283	55.083	171.429	2:33.348	+11.033	19:03:03.574

Chief of Timing & Scoring

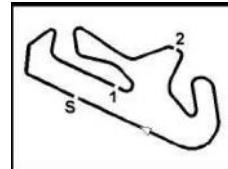
Timegear

Race Director

Internet Results:

<http://www.mylaps.com/en/events/1101220>

Licensed to: Autodromo Internacional do Algarve


MAXIENDURANCE 32h

12 - 13 - 14 DECEMBER 2014

AIA - FIA FAST/FAST 4.653 Km

RACE

13/12/2014 09:00

Race (32:00:00 Time) started at 9:04:11

Lap	S1	Spd IP1	S2	Spd IP2	S3	MaxSpd	Lap Tm	Diff	Time of Day
(11) FORMULA RACING									
1	51.022	127.448	45.472	101.848	49.257	173.077	2:25.752	+14.660	9:06:37.064
2	42.611	129.684	43.246	92.355	50.420	202.627	2:16.278	+5.186	9:08:53.342
3	41.886	128.037	42.361	100.428	48.804	211.765	2:13.052	+1.960	9:11:06.394
4	41.213	139.122	41.954	98.414	48.134	216.433	2:11.302	+0.210	9:13:17.696
5	41.088	148.235	41.692	100.991	48.311	214.286	2:11.092		9:15:28.788
6	41.806	140.000	41.775	101.180	48.412	214.286	2:11.994	+0.902	9:17:40.782
7	41.313	149.233	52.696	90.498	49.075	214.286	2:23.085	+11.993	9:20:03.867
8	42.374	132.473	42.932	90.650	48.939	212.598	2:14.246	+3.154	9:22:18.113
9	41.460	136.552	42.559	90.726	48.675	216.000	2:12.695	+1.603	9:24:30.808
10	42.008	134.075	42.072	95.037	48.822	215.139	2:12.903	+1.811	9:26:43.711
11	41.588	133.590	41.996	89.227	49.179	215.139	2:12.764	+1.672	9:28:56.475
12	41.681	135.716	42.868	94.621	50.668	215.569	2:15.218	+4.126	9:31:11.693
13	41.989	127.595	43.232	87.705	48.928	214.286	2:14.150	+3.058	9:33:25.843
14	41.957	133.752	42.088	93.313	48.944	214.712	2:12.990	+1.898	9:35:38.833
15	42.636	128.482	42.901	88.568	49.246	215.569	2:14.784	+3.692	9:37:53.617
16	41.715	132.790	42.220	93.393	49.692	215.139	2:13.628	+2.536	9:40:07.245
17	41.840	134.075	42.619	93.962	49.284	213.861	2:13.744	+2.652	9:42:20.989
18	41.437	136.552	42.198	89.300	49.025	215.569	2:12.661	+1.569	9:44:33.650
19	41.982	132.790	42.577	87.705	49.195	215.569	2:13.755	+2.663	9:46:47.405
20	41.965	136.384	42.493	91.962	49.300	216.000	2:13.759	+2.667	9:49:01.164
21	41.893	131.219	42.391	89.227	49.383	214.712	2:13.668	+2.576	9:51:14.832
22	42.178	134.400	42.943	94.953	50.010	213.861	2:15.132	+4.040	9:53:29.964
23	41.749	138.082	42.615	92.911	49.244	215.569	2:13.609	+2.517	9:55:43.573
24	41.979	135.385	42.447	93.152	49.381	215.139	2:13.808	+2.716	9:57:57.381
25	41.765	140.000	43.159	84.812	50.053	214.712	2:14.978	+3.886	10:00:12.359
26	41.712	134.075	42.429	90.802	49.384	214.712	2:13.526	+2.434	10:02:25.885
27	41.597	142.154	42.802	88.206	49.862	214.286	2:14.262	+3.170	10:04:40.147
28	42.167	136.216	43.182	88.496	49.244	214.712	2:14.594	+3.502	10:06:54.741
29	42.898	132.632	42.441	91.340	49.356	216.433	2:14.696	+3.604	10:09:09.437
30	42.103	136.720	42.716	91.185	49.375	216.433	2:14.195	+3.103	10:11:23.632
31	41.707	139.472	42.680	91.962	49.379	216.867	2:13.767	+2.675	10:13:37.399
32	41.468	138.254	43.171	88.860	49.716	216.000	2:14.356	+3.264	10:15:51.755
33	42.429	131.064	42.683	96.480	49.642	214.712	2:14.755	+3.663	10:18:06.510
34	41.668	136.889	44.054	91.572	49.525	217.742	2:15.248	+4.156	10:20:21.758
35	42.710	129.988	43.890	89.006	49.583	217.304	2:16.184	+5.092	10:22:37.942
36	42.688	125.572	43.344	89.006	49.578	213.439	2:15.611	+4.519	10:24:53.553
37	42.370	128.185	42.866	91.262	49.196	217.304	2:14.433	+3.341	10:27:07.986
38	41.938	132.950	42.563	94.126	49.594	218.182	2:14.096	+3.004	10:29:22.082
39	41.865	135.055	42.451	91.494	49.321	218.623	2:13.638	+2.546	10:31:35.720
40	42.032	132.790	42.903	93.717	49.293	219.067	2:14.229	+3.137	10:33:49.949
41	42.508	132.473	43.749	85.484	49.360	206.501	2:15.618	+4.526	10:36:05.567
42	41.541	134.727	42.438	95.289	49.365	219.067	2:13.345	+2.253	10:38:18.912
43	41.660	135.882	43.150	88.279	50.204	218.623	2:15.015	+3.923	10:40:33.927
44	41.662	133.109	42.518	91.962	49.268	218.182	2:13.449	+2.357	10:42:47.376
45	41.879	125.572	43.186	88.351	49.285	218.623	2:14.351	+3.259	10:45:01.727
46	42.048	127.742	43.401	87.776	49.828	218.182	2:15.278	+4.186	10:47:17.005
47	41.873	125.857	42.529	96.653	49.565	217.742	2:13.968	+2.876	10:49:30.973

Chief of Timing & Scoring

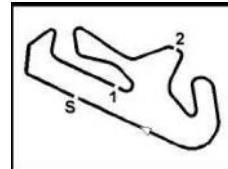
Timegear

Race Director

Internet Results:

<http://www.mylaps.com/en/events/1101220>

Licensed to: Autodromo Internacional do Algarve


MAXIENDURANCE 32h

12 - 13 - 14 DECEMBER 2014

AIA - FIA FAST/FAST 4.653 Km

RACE

13/12/2014 09:00

Race (32:00:00 Time) started at 9:04:11

Lap	S1	Spd IP1	S2	Spd IP2	S3	MaxSpd	Lap Tm	Diff	Time of Day
48	42.132	130.447	42.413	96.913	49.831	217.304	2:14.377	+3.285	10:51:45.350
49	41.595	136.216	42.499	95.205	50.208	218.182	2:14.303	+3.211	10:53:59.653
50	42.273	136.049	42.490	97.262	49.470	215.569	2:14.234	+3.142	10:56:13.887
51	42.460	138.773	43.098	92.911	49.347	211.350	2:14.906	+3.814	10:58:28.793
p52	42.172	137.398	43.039	92.040		216.433	2:19.578	+8.486	11:00:48.371
53		116.471	43.467	93.393	47.885		7:47.231	+5:36.139	11:08:35.602
54	41.845	127.156	42.279	92.434	47.831	208.897	2:11.956	+0.864	11:10:47.558
55	41.688	129.382	42.098	97.087	48.820	216.867	2:12.607	+1.515	11:13:00.165
56	42.161	131.219	42.301	97.438	49.467	216.000	2:13.930	+2.838	11:15:14.095
57	42.416	135.220	42.923	96.826	50.071	214.286	2:15.411	+4.319	11:17:29.506
58	42.509	131.530	42.668	99.137	49.845	213.861	2:15.023	+3.931	11:19:44.529
59	42.723	129.231	43.144	94.455	49.677	213.018	2:15.545	+4.453	11:22:00.074
60	42.434	127.595	42.828	96.567	49.973	215.569	2:15.236	+4.144	11:24:15.310
61	42.666	129.684	43.034	95.373	49.938	213.439	2:15.639	+4.547	11:26:30.949
62	42.370	133.752	42.875	97.350	50.044	214.286	2:15.290	+4.198	11:28:46.239
63	42.588	133.590	42.920	94.126	49.749	215.569	2:15.258	+4.166	11:31:01.497
64	42.078	133.913	42.509	96.480	49.989	216.867	2:14.577	+3.485	11:33:16.074
65	41.851	145.131	42.692	93.962	49.688	216.433	2:14.232	+3.140	11:35:30.306
66	42.232	141.972	42.664	94.704	49.722	216.867	2:14.619	+3.527	11:37:44.925
67	42.120	141.790	42.586	95.205	49.536	216.867	2:14.243	+3.151	11:39:59.168
68	41.905	141.069	42.810	94.373	49.554	218.182	2:14.270	+3.178	11:42:13.438
69	41.874	142.154	42.365	98.325	49.741	218.182	2:13.981	+2.889	11:44:27.419
70	41.810	137.058	42.579	100.241	49.641	219.067	2:14.031	+2.939	11:46:41.450
71	41.789	139.122	42.483	100.148	49.644	219.067	2:13.917	+2.825	11:48:55.367
72	41.864	144.752	42.258	101.561	49.861	218.182	2:13.984	+2.892	11:51:09.351
73	41.921	143.071	42.418	97.262	49.612	219.067	2:13.952	+2.860	11:53:23.303
74	41.773	142.336	43.430	86.580	49.349	219.512	2:14.553	+3.461	11:55:37.856
75	41.716	140.000	42.620	95.881	49.506	219.512	2:13.843	+2.751	11:57:51.699
76	42.567	142.519	42.178	101.370	49.531	219.959	2:14.277	+3.185	12:00:05.976
77	41.695	144.187	42.275	98.057	49.454	219.067	2:13.425	+2.333	12:02:19.401
78	41.749	144.375	42.187	97.614	49.086	219.959	2:13.023	+1.931	12:04:32.424
79	41.604	146.861	42.450	100.056	49.639	220.408	2:13.694	+2.602	12:06:46.118
80	42.285	139.472	42.320	97.702	48.902	220.408	2:13.508	+2.416	12:08:59.626
81	41.498	144.941	42.318	96.394	49.040	219.959	2:12.857	+1.765	12:11:12.483
82	41.641	142.336	42.213	97.000	49.275	221.311	2:13.130	+2.038	12:13:25.613
83	41.504	145.321	42.588	100.803	49.311	220.859	2:13.404	+2.312	12:15:39.017
84	41.813	141.972	42.578	92.752	49.389	219.959	2:13.781	+2.689	12:17:52.798
85	41.659	141.248	42.207	99.411	49.293	220.408	2:13.160	+2.068	12:20:05.958
86	42.066	137.228	42.698	94.373	49.138	219.959	2:13.903	+2.811	12:22:19.861
87	42.056	140.711	42.621	98.235	49.239	219.512	2:13.917	+2.825	12:24:33.778
88	42.238	140.711	42.835	104.006	49.331	219.067	2:14.405	+3.313	12:26:48.183
89	41.760	142.519	42.141	97.614	49.706	221.766	2:13.608	+2.516	12:29:01.791
90	41.769	144.563	43.772	95.373	49.050	221.311	2:14.592	+3.500	12:31:16.383
91	41.943	130.447	42.497	96.567	49.193	220.859	2:13.634	+2.542	12:33:30.017
92	41.990	140.711	41.921	96.567	49.001	216.867	2:12.913	+1.821	12:35:42.930
93	41.818	138.427	42.310	95.966	48.973	219.067	2:13.102	+2.010	12:37:56.032
94	41.869	135.882	42.113	97.702	48.736	218.623	2:12.719	+1.627	12:40:08.751
95	41.699	134.727	42.093	96.394	48.580	219.067	2:12.373	+1.281	12:42:21.124
96	41.755	134.891	41.913	96.480	48.451	220.408	2:12.120	+1.028	12:44:33.244

Chief of Timing & Scoring

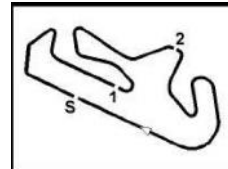
Timegear

Race Director

Internet Results:

<http://www.mylaps.com/en/events/1101220>

Licensed to: Autodromo Internacional do Algarve


MAXIENDURANCE 32h

12 - 13 - 14 DECEMBER 2014

AIA - FIA FAST/FAST 4.653 Km

RACE

13/12/2014 09:00

Race (32:00:00 Time) started at 9:04:11

Lap	S1	Spd IP1	S2	Spd IP2	S3	MaxSpd	Lap Tm	Diff	Time of Day
97	41.492	138.254	42.041	92.911	49.268	220.859	2:12.802	+1.710	12:46:46.046
98	41.869	132.632	42.149	96.740	48.347	220.859	2:12.366	+1.274	12:48:58.412
99	41.396	139.823	41.649	98.955	48.199	220.408	2:11.245	+0.153	12:51:09.657
100	41.325	138.773	41.994	99.046	48.411	220.408	2:11.731	+0.639	12:53:21.388
101	41.664	139.823	41.818	98.955	48.202	219.512	2:11.685	+0.593	12:55:33.073
p102	41.588	139.122	42.090	95.541		219.959	2:14.999	+3.907	12:57:48.072
103		139.296	42.131	145.867	56.734		8:35.184	+6:24.092	13:06:23.256
104	42.737	129.382	44.291	86.441	50.889	188.811	2:17.918	+6.826	13:08:41.174
105	42.761	128.780	43.101	87.280	50.023	203.774	2:15.886	+4.794	13:10:57.060
106	42.241	135.716	42.520	88.860	50.312	207.692	2:15.074	+3.982	13:13:12.134
107	42.121	133.752	44.615	86.441	50.193	210.526	2:16.930	+5.838	13:15:29.064
108	42.031	152.099	44.910	89.746	49.492	210.117	2:16.434	+5.342	13:17:45.498
109	42.922	126.143	43.474	86.859	49.426	208.897	2:15.823	+4.731	13:20:01.321
110	42.137	129.231	43.844	82.167	48.934	212.181	2:14.916	+3.824	13:22:16.237
111	42.246	143.627	42.630	96.394	49.104	213.439	2:13.981	+2.889	13:24:30.218
112	42.588	144.187	42.137	92.672	49.287	203.008	2:14.013	+2.921	13:26:44.231
113	43.966	134.075	43.191	88.063	49.156	212.181	2:16.314	+5.222	13:29:00.545
114	41.792	135.550	42.847	89.006	49.254	212.181	2:13.894	+2.802	13:31:14.439
115	42.033	137.739	43.006	82.418	48.922	213.018	2:13.962	+2.870	13:33:28.401
116	42.903	137.568	43.317	93.071	51.949	216.000	2:18.170	+7.078	13:35:46.571
117	42.260	138.082	42.957	85.281	48.584	212.181	2:13.802	+2.710	13:38:00.373
118	41.832	140.354	42.701	83.372	48.992	213.861	2:13.526	+2.434	13:40:13.899
119	41.958	139.823	42.502	86.303	48.811	213.861	2:13.272	+2.180	13:42:27.171
120	41.878	145.131	42.676	94.126	49.722	215.139	2:14.277	+3.185	13:44:41.448
121	41.712	144.375	42.309	90.878	48.873	215.139	2:12.895	+1.803	13:46:54.343
122	41.782	156.169	43.978	89.597	48.772	216.000	2:14.533	+3.441	13:49:08.876
123	41.803	139.823	42.891	90.650	48.863	217.742	2:13.558	+2.466	13:51:22.434
124	41.757	136.216	42.376	92.911	48.827	217.304	2:12.961	+1.869	13:53:35.395
125	41.535	140.711	42.268	91.806	48.518	217.304	2:12.322	+1.230	13:55:47.717
126	42.054	134.727	42.536	86.999	48.658	217.304	2:13.249	+2.157	13:58:00.966
127	41.962	142.519	42.360	89.820	48.622	216.867	2:12.945	+1.853	14:00:13.911
128	41.830	135.550	42.120	90.195	48.502	218.182	2:12.453	+1.361	14:02:26.364
129	42.223	135.716	42.328	85.147	48.497	219.512	2:13.049	+1.957	14:04:39.413
130	41.733	138.600	42.453	89.374	48.625	221.311	2:12.812	+1.720	14:06:52.225
131	41.928	136.889	42.391	83.565	48.834	220.859	2:13.154	+2.062	14:09:05.379
132	41.544	138.600	42.050	88.206	48.726	220.408	2:12.321	+1.229	14:11:17.700
133	41.453	143.256	42.084	94.208	49.165	220.859	2:12.703	+1.611	14:13:30.403
134	41.626	147.251	41.883	95.966	50.309	220.408	2:13.819	+2.727	14:15:44.222
135	41.456	139.647	42.333	89.523	48.936	220.408	2:12.726	+1.634	14:17:56.948
136	41.589	139.296	43.327	91.340	48.791	222.222	2:13.708	+2.616	14:20:10.656
137	44.525	141.429	46.492	86.789	48.562	219.067	2:19.580	+8.488	14:22:30.236
138	41.862	140.532	42.097	90.498	48.612	220.859	2:12.572	+1.480	14:24:42.808
139	41.850	136.720	42.243	95.711	49.753	220.859	2:13.847	+2.755	14:26:56.655
140	42.170	140.000	42.079	95.541	49.217	217.304	2:13.467	+2.375	14:29:10.122
141	42.912	138.082	43.041	88.351	49.645	222.680	2:15.599	+4.507	14:31:25.721
142	42.258	138.947	42.036	98.325	49.504	210.117	2:13.799	+2.707	14:33:39.520
143	42.290	137.228	42.238	88.206	48.821	214.286	2:13.350	+2.258	14:35:52.870
144	42.272	143.813	42.054	98.774	49.893	215.569	2:14.220	+3.128	14:38:07.090
145	43.605	133.269	42.768	100.334	49.074	213.439	2:15.448	+4.356	14:40:22.538

Chief of Timing & Scoring

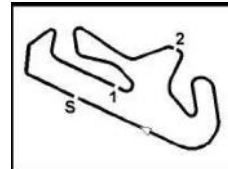
Timegear

Race Director

Internet Results:

<http://www.mylaps.com/en/events/1101220>

Licensed to: Autodromo Internacional do Algarve


MAXIENDURANCE 32h

12 - 13 - 14 DECEMBER 2014

AIA - FIA FAST/FAST 4.653 Km

RACE

13/12/2014 09:00

Race (32:00:00 Time) started at 9:04:11

Lap	S1	Spd IP1	S2	Spd IP2	S3	MaxSpd	Lap Tm	Diff	Time of Day
146	41.841	136.552	42.071	102.916	48.984	217.742	2:12.897	+1.805	14:42:35.435
147	41.883	134.891	42.060	98.504	48.961	218.182	2:12.905	+1.813	14:44:48.340
148	42.101	142.336	42.551	94.290	48.898	217.304	2:13.551	+2.459	14:47:01.891
149	41.661	135.882	43.172	95.541	49.302	219.067	2:14.136	+3.044	14:49:16.027
p150	42.678	143.071	42.982	86.650		201.493	2:21.077	+9.985	14:51:37.104
151		109.134	50.751	69.704	55.594		10:21.446	+8:10.354	15:01:58.550
152	48.179	109.349	49.008	66.733	54.416	181.208	2:31.604	+20.512	15:04:30.154
153	46.398	131.219	48.650	70.340	55.928	195.298	2:30.977	+19.885	15:07:01.131
154	47.782	112.454	48.655	69.036	53.768	182.125	2:30.206	+19.114	15:09:31.337
155	47.770	109.457	48.365	71.933	53.657	187.175	2:29.793	+18.701	15:12:01.130
156	46.894	123.612	47.895	72.077	55.202	177.632	2:29.992	+18.900	15:14:31.122
157	46.462	119.483	47.394	67.907	53.717	190.476	2:27.574	+16.482	15:16:58.696
158	46.528	116.471	47.339	71.981	53.483	197.441	2:27.351	+16.259	15:19:26.047
159	46.162	118.335	47.054	71.742	53.434	201.493	2:26.651	+15.559	15:21:52.698
160	46.215	123.612	47.155	72.512	52.855	197.080	2:26.226	+15.134	15:24:18.924
161	45.575	117.957	46.895	70.616	52.349	201.117	2:24.820	+13.728	15:26:43.744
162	45.434	127.595	46.619	71.362	53.639	198.529	2:25.693	+14.601	15:29:09.437
163	45.410	125.714	45.926	76.196	51.529	194.946	2:22.866	+11.774	15:31:32.303
164	44.666	123.337	46.889	77.231	52.518	205.714	2:24.074	+12.982	15:33:56.377
165	44.893	128.780	45.758	76.956	51.960	199.262	2:22.612	+11.520	15:36:18.989
166	46.596	126.575	46.658	77.176	52.070	196.364	2:25.325	+14.233	15:38:44.314
167	44.876	133.752	45.962	72.221	51.262	203.008	2:22.101	+11.009	15:41:06.415
168	44.464	136.720	47.056	79.681	51.353	198.165	2:22.874	+11.782	15:43:29.289
169	44.739	129.382	46.603	74.668	51.740	204.159	2:23.083	+11.991	15:45:52.372
170	43.992	135.055	46.380	72.125	52.978	209.302	2:23.351	+12.259	15:48:15.723
171	44.368	131.064	45.293	77.956	51.234	203.774	2:20.896	+9.804	15:50:36.619
172	43.486	135.220	45.312	76.466	51.097	213.439	2:19.896	+8.804	15:52:56.515
173	43.737	132.950	44.918	82.924	50.713	212.181	2:19.369	+8.277	15:55:15.884
174	43.733	138.600	45.419	78.924	50.849	210.938	2:20.002	+8.910	15:57:35.886
175	44.011	132.000	44.856	81.118	50.750	206.107	2:19.618	+8.526	15:59:55.504
176	43.827	136.049	44.801	79.740	51.838	211.350	2:20.467	+9.375	16:02:15.971
177	43.601	137.910	44.602	78.409	50.592	211.350	2:18.796	+7.704	16:04:34.767
178	43.410	129.684	44.365	82.418	50.726	210.938	2:18.502	+7.410	16:06:53.269
179	43.084	137.910	44.329	76.466	50.658	213.861	2:18.072	+6.980	16:09:11.341
180	43.448	136.720	44.452	80.633	50.132	212.598	2:18.033	+6.941	16:11:29.374
181	42.968	137.739	44.832	78.012	50.924	213.439	2:18.725	+7.633	16:13:48.099
182	45.974	134.563	44.833	81.118	49.964	209.709	2:20.772	+9.680	16:16:08.871
183	43.009	140.177	43.914	82.229	49.986	218.182	2:16.910	+5.818	16:18:25.781
184	43.127	132.315	43.902	83.436	50.182	215.569	2:17.212	+6.120	16:20:42.993
185	43.568	136.216	43.994	82.733	50.176	216.000	2:17.739	+6.647	16:23:00.732
186	43.394	135.550	43.988	85.619	50.326	216.000	2:17.709	+6.617	16:25:18.441
187	43.835	140.532	44.155	83.372	50.456	217.304	2:18.447	+7.355	16:27:36.888
188	43.308	135.882	43.739	86.372	49.809	216.433	2:16.857	+5.765	16:29:53.745
189	43.125	135.882	43.923	86.303	50.272	217.742	2:17.321	+6.229	16:32:11.066
190	43.465	139.823	44.250	82.924	50.761	215.139	2:18.477	+7.385	16:34:29.543
191	43.151	141.248	43.684	83.955	50.091	216.433	2:16.927	+5.835	16:36:46.470
192	44.816	126.143	44.975	79.447	50.530	214.712	2:20.322	+9.230	16:39:06.792
193	43.116	137.568	43.893	84.812	50.257	217.304	2:17.267	+6.175	16:41:24.059
194	43.570	128.631	45.684	79.858	52.291	217.304	2:21.546	+10.454	16:43:45.605

Chief of Timing & Scoring

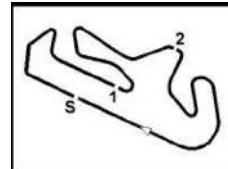
Timegear

Race Director

Internet Results:

<http://www.mylaps.com/en/events/1101220>

Licensed to: Autodromo Internacional do Algarve


MAXIENDURANCE 32h

12 - 13 - 14 DECEMBER 2014

AIA - FIA FAST/FAST 4.653 Km

RACE

13/12/2014 09:00

Race (32:00:00 Time) started at 9:04:11

Lap	S1	Spd IP1	S2	Spd IP2	S3	MaxSpd	Lap Tm	Diff	Time of Day
195	43.086	138.773	44.447	87.280	50.123	217.742	2:17.657	+6.565	16:46:03.262
196	43.219	137.739	44.755	77.066	52.289	218.182	2:20.264	+9.172	16:48:23.526
197	43.463	141.069	43.898	85.960	49.960	212.598	2:17.322	+6.230	16:50:40.848
p198	43.483	134.400	44.285	85.214		208.092	2:21.912	+10.820	16:53:02.760
199		103.336	51.028	72.464	59.834		41:10.988	+38:59.896	17:34:13.748
200	48.933	116.593	50.798	70.941	57.823	175.325	2:37.555	+26.463	17:36:51.303
201	52.490	120.391	51.729	77.453	56.603	176.759	2:40.823	+29.731	17:39:32.126
202	47.425	121.712	49.585	72.318	57.139	188.811	2:34.150	+23.058	17:42:06.276
203	47.678	120.130	48.973	69.885	57.633	190.141	2:34.285	+23.193	17:44:40.561
204	48.361	117.707	48.898	68.641	57.757	185.249	2:35.017	+23.925	17:47:15.578
205	47.736	118.970	53.988	76.088	55.916	193.202	2:37.641	+26.549	17:49:53.219
206	47.380	122.249	49.082	74.823	57.200	189.142	2:33.663	+22.571	17:52:26.882
207	47.397	118.715	48.820	72.173	55.750	188.153	2:31.968	+20.876	17:54:58.850
208	48.797	124.027	50.907	67.441	57.118	192.513	2:36.823	+25.731	17:57:35.673
209	48.035	122.384	49.134	71.647	57.515	177.924	2:34.685	+23.593	18:00:10.358
210	47.643	123.888	48.688	71.504	55.855	186.207	2:32.187	+21.095	18:02:42.545
211	48.727	111.102	49.306	71.081	57.002	192.513	2:35.036	+23.944	18:05:17.581
212	47.265	123.612	49.482	72.953	56.850	193.202	2:33.598	+22.506	18:07:51.179
213	52.968	126.287	51.215	73.801	57.268	195.298	2:41.452	+30.360	18:10:32.631
214	48.139	122.249	48.837	73.052	56.783	180.602	2:33.760	+22.668	18:13:06.391
215	46.964	122.115	50.437	67.147	58.078	193.548	2:35.480	+24.388	18:15:41.871
216	47.162	117.707	50.390	65.677	59.913	193.896	2:37.466	+26.374	18:18:19.337
217	47.004	128.631	48.979	67.106	58.528	191.829	2:34.512	+23.420	18:20:53.849
218	48.388	119.870	49.181	68.598	57.292	184.932	2:34.862	+23.770	18:23:28.711
219	48.364	119.226	48.456	75.609	56.844	177.632	2:33.665	+22.573	18:26:02.376
220	46.669	122.791	50.450	76.466	59.150	200.743	2:36.270	+25.178	18:28:38.646
221	46.008	127.156	48.341	71.837	56.681	194.595	2:31.031	+19.939	18:31:09.677
222	46.637	115.260	47.757	71.647	55.454	198.165	2:29.849	+18.757	18:33:39.526
223	46.790	125.006	47.553	73.151	55.323	202.247	2:29.667	+18.575	18:36:09.193
224	46.381	126.720	47.455	77.564	56.362	200.371	2:30.199	+19.107	18:38:39.392
225	47.110	130.447	49.167	73.851	59.150	192.513	2:35.428	+24.336	18:41:14.820
226	45.781	125.430	47.306	76.846	55.558	201.493	2:28.646	+17.554	18:43:43.466
227	45.356	132.315	45.897	76.901	55.288	204.934	2:26.542	+15.450	18:46:10.008
228	46.602	127.302	48.707	74.720	56.027	202.627	2:31.337	+20.245	18:48:41.345
229	49.225	116.226	49.013	76.088	55.589	198.895	2:33.828	+22.736	18:51:15.173
230	46.384	118.209	47.583	76.088	54.327	196.364	2:28.295	+17.203	18:53:43.468
231	45.714	121.313	47.558	78.982	55.471	200.000	2:28.744	+17.652	18:56:12.212
232	46.226	125.006	47.289	78.982	55.883	190.141	2:29.399	+18.307	18:58:41.611
233	47.663	127.302	49.741	81.608	55.553	196.007	2:32.958	+21.866	19:01:14.569
234	46.434	133.269	47.706	75.398	58.532	191.489	2:32.673	+21.581	19:03:47.242

(17) COR EUSER 2

1	59.036	121.180	51.700	92.752	59.115	122.727	2:49.852	+23.357	9:07:03.669
2	50.273	120.260	49.315	93.636	55.780	154.950	2:35.369	+8.874	9:09:39.038
3	49.161	117.209	50.024	89.153	55.284	175.325	2:34.470	+7.975	9:12:13.508
4	49.146	125.430	49.909	87.848	55.079	173.913	2:34.135	+7.640	9:14:47.643
5	48.709	117.707	50.705	84.746	54.928	175.610	2:34.343	+7.848	9:17:21.986
6	50.154	121.180	50.562	81.793	54.910	161.194	2:35.627	+9.132	9:19:57.613
7	49.206	111.662	49.340	83.825	54.449	171.975	2:32.996	+6.501	9:22:30.609

Chief of Timing & Scoring

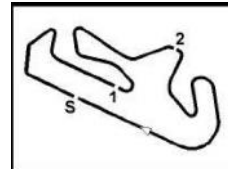
Timegear

Race Director

Internet Results:

<http://www.mylaps.com/en/events/1101220>

Licensed to: Autodromo Internacional do Algarve


MAXIENDURANCE 32h

12 - 13 - 14 DECEMBER 2014

AIA - FIA FAST/FAST 4.653 Km

RACE

13/12/2014 09:00

Race (32:00:00 Time) started at 9:04:11

Lap	S1	Spd IP1	S2	Spd IP2	S3	MaxSpd	Lap Tm	Diff	Time of Day
8	48.715	117.957	48.912	81.917	54.843	175.896	2:32.471	+5.976	9:25:03.080
9	48.810	128.930	50.931	97.262	55.057	176.183	2:34.799	+8.304	9:27:37.879
10	48.594	123.888	48.760	81.793	53.533	175.325	2:30.888	+4.393	9:30:08.767
11	47.884	125.430	49.177	79.447	53.890	177.340	2:30.952	+4.457	9:32:39.719
12	48.350	121.980	48.452	82.544	54.012	169.545	2:30.815	+4.320	9:35:10.534
13	47.674	129.836	48.745	80.154	53.317	178.218	2:29.737	+3.242	9:37:40.271
14	46.968	128.631	47.882	84.613	54.664	177.632	2:29.515	+3.020	9:40:09.786
15	47.878	127.889	48.880	80.513	53.653	177.049	2:30.412	+3.917	9:42:40.198
16	46.906	133.590	48.880	83.630	54.251	177.632	2:30.038	+3.543	9:45:10.236
17	48.030	131.219	48.271	79.447	54.206	176.759	2:30.508	+4.013	9:47:40.744
18	48.617	131.374	48.458	77.508	53.702	177.049	2:30.778	+4.283	9:50:11.522
19	47.818	131.843	48.600	84.613	55.437	177.340	2:31.856	+5.361	9:52:43.378
20	46.910	134.563	49.117	89.523	54.556	178.808	2:30.584	+4.089	9:55:13.962
21	47.300	129.988	49.207	82.544	54.229	178.218	2:30.737	+4.242	9:57:44.699
22	47.984	124.444	48.758	79.917	55.108	177.632	2:31.851	+5.356	10:00:16.550
23	47.800	125.857	48.820	80.154	54.490	178.218	2:31.111	+4.616	10:02:47.661
24	48.152	130.447	48.825	81.118	54.407	175.896	2:31.385	+4.890	10:05:19.046
25	49.543	127.595	48.919	81.731	54.371	177.632	2:32.834	+6.339	10:07:51.880
26	48.368	125.714	49.594	79.799	54.103	177.340	2:32.066	+5.571	10:10:23.946
27	48.224	123.888	48.462	82.733	54.134	177.632	2:30.821	+4.326	10:12:54.767
28	47.949	121.980	48.857	91.728	53.860	176.759	2:30.667	+4.172	10:15:25.434
29	47.137	144.000	48.717	80.935	54.253	179.104	2:30.108	+3.613	10:17:55.542
30	47.882	128.333	48.924	87.209	55.839	178.218	2:32.646	+6.151	10:20:28.188
31	47.240	128.780	49.343	81.423	54.605	176.759	2:31.189	+4.694	10:22:59.377
32	48.022	139.472	48.338	82.924	53.976	178.808	2:30.337	+3.842	10:25:29.714
33	47.714	131.064	48.146	86.999	54.600	179.402	2:30.461	+3.966	10:28:00.175
34	47.263	132.315	48.982	83.179	54.242	179.402	2:30.488	+3.993	10:30:30.663
35	47.570	135.716	49.581	81.485	54.278	178.218	2:31.430	+4.935	10:33:02.093
36	47.966	133.269	49.026	79.976	54.204	179.402	2:31.197	+4.702	10:35:33.290
37	47.030	139.823	48.747	78.752	54.363	178.808	2:30.141	+3.646	10:38:03.431
38	47.438	128.930	48.223	80.754	53.459	179.402	2:29.121	+2.626	10:40:32.552
39	47.631	134.727	48.127	79.917	53.806	177.924	2:29.565	+3.070	10:43:02.117
40	48.840	136.384	48.647	79.740	54.292	177.924	2:31.780	+5.285	10:45:33.897
41	48.320	131.843	48.874	76.901	54.906	179.402	2:32.101	+5.606	10:48:05.998
42	46.998	133.109	48.247	82.355	53.481	178.808	2:28.727	+2.232	10:50:34.725
43	47.427	139.296	48.369	82.544	54.542	178.512	2:30.339	+3.844	10:53:05.064
p44	47.637	134.727	48.488	91.728		178.512	2:35.395	+8.900	10:55:40.459
45		116.105	50.445	93.071	57.826		8:15.979	+5:49.484	11:03:56.438
46	49.491	125.006	49.518	85.755	56.642	174.757	2:35.652	+9.157	11:06:32.090
47	48.921	129.080	49.218	86.929	56.031	176.183	2:34.171	+7.676	11:09:06.261
48	48.214	129.533	48.640	92.911	56.250	177.924	2:33.105	+6.610	11:11:39.366
49	48.187	136.049	48.542	88.714	55.539	179.104	2:32.269	+5.774	11:14:11.635
50	47.670	136.720	48.080	88.787	54.901	179.402	2:30.652	+4.157	11:16:42.287
51	47.881	136.216	48.423	83.890	55.503	180.000	2:31.808	+5.313	11:19:14.095
52	47.482	131.530	48.991	83.308	55.877	180.301	2:32.351	+5.856	11:21:46.446
53	48.032	134.727	49.159	80.154	55.941	179.700	2:33.133	+6.638	11:24:19.579
54	47.767	135.220	48.061	92.672	56.028	180.602	2:31.857	+5.362	11:26:51.436
55	47.495	134.075	48.009	84.283	54.454	182.125	2:29.959	+3.464	11:29:21.395
56	47.211	134.400	48.499	87.209	54.480	182.741	2:30.191	+3.696	11:31:51.586

Chief of Timing & Scoring

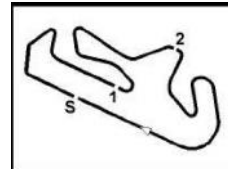
Timegear

Race Director

Internet Results:

<http://www.mylaps.com/en/events/1101220>

Licensed to: Autodromo Internacional do Algarve


MAXIENDURANCE 32h

12 - 13 - 14 DECEMBER 2014

AIA - FIA FAST/FAST 4.653 Km

RACE

13/12/2014 09:00

Race (32:00:00 Time) started at 9:04:11

Lap	S1	Spd IP1	S2	Spd IP2	S3	MaxSpd	Lap Tm	Diff	Time of Day
57	47.451	125.857	49.302	81.301	54.637	183.051	2:31.391	+4.896	11:34:22.977
58	47.543	141.069	48.138	85.551	54.334	183.051	2:30.016	+3.521	11:36:52.993
59	46.986	141.248	47.897	88.206	54.323	182.741	2:29.207	+2.712	11:39:22.200
60	47.054	136.049	47.381	96.653	55.143	183.362	2:29.579	+3.084	11:41:51.779
61	47.258	139.647	47.368	92.752	54.163	181.818	2:28.790	+2.295	11:44:20.569
62	47.187	137.058	47.755	95.037	55.117	183.986	2:30.060	+3.565	11:46:50.629
63	47.137	137.568	47.297	96.826	55.711	184.932	2:30.146	+3.651	11:49:20.775
64	47.063	131.219	47.525	93.474	54.181	184.615	2:28.770	+2.275	11:51:49.545
65	46.985	143.627	47.140	94.208	53.832	183.986	2:27.958	+1.463	11:54:17.503
66	47.063	128.185	48.286	83.565	54.115	184.932	2:29.465	+2.970	11:56:46.968
67	46.814	130.755	48.727	82.733	53.620	184.300	2:29.162	+2.667	11:59:16.130
68	46.911	129.382	49.452	80.274	54.018	185.249	2:30.382	+3.887	12:01:46.512
69	47.663	141.972	47.433	94.621	53.895	184.615	2:28.992	+2.497	12:04:15.504
70	46.927	144.941	47.442	87.139	54.055	184.932	2:28.425	+1.930	12:06:43.929
71	47.322	130.755	47.438	90.422	53.614	185.567	2:28.375	+1.880	12:09:12.304
72	47.148	135.385	48.167	87.350	53.854	185.249	2:29.170	+2.675	12:11:41.474
73	46.725	131.219	47.640	87.209	53.882	184.932	2:28.248	+1.753	12:14:09.722
74	46.883	137.568	47.544	93.071	53.679	184.615	2:28.107	+1.612	12:16:37.829
75	46.968	132.000	47.769	96.137	53.970	185.249	2:28.708	+2.213	12:19:06.537
76	47.069	131.219	47.825	94.953	54.073	184.932	2:28.968	+2.473	12:21:35.505
77	47.728	131.686	48.475	84.547	53.843	184.300	2:30.047	+3.552	12:24:05.552
78	47.076	133.269	47.895	91.728	54.208	184.300	2:29.180	+2.685	12:26:34.732
79	47.891	117.957	48.017	98.057	54.802	183.362	2:30.711	+4.216	12:29:05.443
80	47.375	132.000	48.163	91.108	54.233	185.567	2:29.772	+3.277	12:31:35.215
81	47.378	134.727	49.115	88.423	54.351	183.673	2:30.845	+4.350	12:34:06.060
82	47.753	126.143	48.564	90.574	54.374	183.673	2:30.692	+4.197	12:36:36.752
83	47.951	124.027	48.986	92.991	55.533	183.362	2:32.471	+5.976	12:39:09.223
84	47.959	126.431	48.997	87.705	55.651	183.362	2:32.608	+6.113	12:41:41.831
85	48.581	125.147	50.040	84.879	56.177	183.986	2:34.799	+8.304	12:44:16.630
p86	48.672	129.988	50.005	89.746		182.432	2:40.514	+14.019	12:46:57.144
87		115.500	49.919	90.045	56.218		7:55.594	+5:29.099	12:54:52.738
88	48.081	124.166	49.356	82.229	54.792	182.125	2:32.230	+5.735	12:57:24.968
89	47.208	129.382	48.131	83.955	54.180	183.986	2:29.520	+3.025	12:59:54.488
90	47.834	116.839	49.705	86.028	55.124	183.673	2:32.664	+6.169	13:02:27.152
91	47.168	129.533	48.699	85.619	54.343	182.741	2:30.211	+3.716	13:04:57.363
92	46.969	131.064	48.339	89.746	54.582	182.125	2:29.891	+3.396	13:07:27.254
93	46.932	137.058	48.123	86.372	54.330	181.513	2:29.386	+2.891	13:09:56.640
94	47.012	141.429	47.855	89.820	54.520	180.602	2:29.388	+2.893	13:12:26.028
95	47.053	130.909	48.032	85.823	54.677	180.301	2:29.763	+3.268	13:14:55.791
96	47.239	134.891	48.281	83.243	54.175	180.000	2:29.696	+3.201	13:17:25.487
97	47.904	128.780	47.982	87.705	54.462	180.905	2:30.349	+3.854	13:19:55.836
98	47.241	127.742	48.161	82.104	54.615	181.818	2:30.018	+3.523	13:22:25.854
99	47.098	131.219	47.411	86.999	54.061	182.432	2:28.571	+2.076	13:24:54.425
100	47.086	144.752	47.699	82.481	54.252	182.432	2:29.038	+2.543	13:27:23.463
101	46.690	137.568	47.688	84.746	54.520	182.125	2:28.899	+2.404	13:29:52.362
102	46.690	138.947	47.962	78.924	54.204	181.818	2:28.857	+2.362	13:32:21.219
103	46.560	139.122	48.221	84.812	53.835	182.741	2:28.617	+2.122	13:34:49.836
104	46.790	142.519	47.808	83.565	53.961	182.741	2:28.560	+2.065	13:37:18.396
105	46.574	139.122	47.562	90.878	54.478	182.741	2:28.615	+2.120	13:39:47.011

Chief of Timing & Scoring

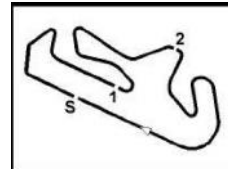
Timegear

Race Director

Internet Results:

<http://www.mylaps.com/en/events/1101220>

Licensed to: Autodromo Internacional do Algarve


MAXIENDURANCE 32h

12 - 13 - 14 DECEMBER 2014

AIA - FIA FAST/FAST 4.653 Km

RACE

13/12/2014 09:00

Race (32:00:00 Time) started at 9:04:11

Lap	S1	Spd IP1	S2	Spd IP2	S3	MaxSpd	Lap Tm	Diff	Time of Day
106	46.901	137.568	47.867	91.185	53.945	182.741	2:28.714	+2.219	13:42:15.725
107	47.174	132.632	47.886	89.006	54.118	182.125	2:29.179	+2.684	13:44:44.904
108	46.648	141.429	47.586	92.513	54.092	183.986	2:28.327	+1.832	13:47:13.231
109	46.772	136.552	47.931	88.714	54.454	183.362	2:29.158	+2.663	13:49:42.389
110	46.820	135.550	48.070	90.195	53.972	183.362	2:28.863	+2.368	13:52:11.252
111	46.893	134.237	47.758	88.206	54.384	183.673	2:29.036	+2.541	13:54:40.288
112	47.199	129.533	47.833	92.040	53.870	182.432	2:28.903	+2.408	13:57:09.191
113	46.431	136.216	47.921	86.580	53.270	184.615	2:27.623	+1.128	13:59:36.814
114	46.747	138.254	47.335	97.968	54.740	185.567	2:28.823	+2.328	14:02:05.637
115	46.664	129.988	48.361	86.719	54.217	184.615	2:29.243	+2.748	14:04:34.880
116	46.853	129.533	48.536	83.760	53.583	184.932	2:28.973	+2.478	14:07:03.853
117	46.898	134.727	48.593	81.240	54.741	188.153	2:30.233	+3.738	14:09:34.086
118	46.273	138.600	47.125	94.538	54.497	186.528	2:27.896	+1.401	14:12:01.982
119	46.698	136.552	48.357	86.511	54.885	186.207	2:29.941	+3.446	14:14:31.923
120	47.069	133.430	47.758	91.185	54.871	187.500	2:29.699	+3.204	14:17:01.622
121	46.779	131.843	47.866	86.789	53.664	186.851	2:28.310	+1.815	14:19:29.932
122	46.856	138.600	47.879	86.097	54.173	186.851	2:28.909	+2.414	14:21:58.841
123	46.703	136.384	48.086	89.820	54.152	187.175	2:28.942	+2.447	14:24:27.783
124	46.905	142.154	47.864	89.153	54.293	186.851	2:29.063	+2.568	14:26:56.846
125	46.875	136.552	48.524	89.970	53.984	186.528	2:29.384	+2.889	14:29:26.230
126	46.769	141.248	47.521	93.474	54.061	187.175	2:28.352	+1.857	14:31:54.582
127	46.835	143.627	47.649	90.120	54.001	187.500	2:28.486	+1.991	14:34:23.068
128	47.047	145.895	48.386	84.481	54.448	186.851	2:29.882	+3.387	14:36:52.950
129	47.541	135.055	48.479	81.423	54.820	186.851	2:30.841	+4.346	14:39:23.791
p130	47.425	132.315	49.354	94.290		185.886	2:36.033	+9.538	14:41:59.824
131		99.088	53.596	65.399	57.929		7:51.008	+5:24.513	14:49:50.832
132	51.639	107.234	51.598	73.700	57.604	164.885	2:40.842	+14.347	14:52:31.674
133	49.925	116.105	50.674	87.705	57.133	153.627	2:37.733	+11.238	14:55:09.407
134	50.090	117.458	50.308	80.693	56.258	166.924	2:36.657	+10.162	14:57:46.064
135	48.739	128.482	50.796	81.362	58.086	182.432	2:37.622	+11.127	15:00:23.686
136	49.167	122.655	50.255	81.546	55.856	182.125	2:35.279	+8.784	15:02:58.965
137	48.929	130.294	50.297	75.345	56.858	183.362	2:36.085	+9.590	15:05:35.050
138	49.218	131.219	50.462	79.623	55.796	178.218	2:35.477	+8.982	15:08:10.527
139	49.915	128.333	50.726	82.544	56.449	178.808	2:37.091	+10.596	15:10:47.618
140	49.230	123.888	51.878	73.250	56.375	184.300	2:37.484	+10.989	15:13:25.102
141	49.032	119.612	50.255	78.867	55.416	183.362	2:34.704	+8.209	15:15:59.806
142	48.037	134.563	49.612	81.485	55.997	185.567	2:33.647	+7.152	15:18:33.453
143	48.098	140.177	49.433	83.630	55.715	183.673	2:33.247	+6.752	15:21:06.700
144	48.795	138.947	49.310	81.855	55.820	184.615	2:33.926	+7.431	15:23:40.626
145	48.386	140.889	49.674	84.021	56.058	184.300	2:34.119	+7.624	15:26:14.745
146	48.076	131.374	49.615	78.466	55.931	184.932	2:33.623	+7.128	15:28:48.368
147	48.355	137.568	50.230	82.733	57.419	184.932	2:36.005	+9.510	15:31:24.373
148	48.304	138.773	50.202	77.286	56.573	183.986	2:35.080	+8.585	15:33:59.453
149	49.389	140.177	49.368	82.670	55.817	185.567	2:34.575	+8.080	15:36:34.028
150	48.221	129.836	50.165	79.098	57.593	184.300	2:35.980	+9.485	15:39:10.008
151	48.738	137.739	49.981	80.154	56.940	183.051	2:35.660	+9.165	15:41:45.668
152	48.694	137.739	49.006	87.280	55.869	183.362	2:33.570	+7.075	15:44:19.238
153	48.395	128.631	49.786	76.792	55.246	183.051	2:33.428	+6.933	15:46:52.666
154	47.680	130.601	49.464	81.793	55.262	184.615	2:32.407	+5.912	15:49:25.073

Chief of Timing & Scoring

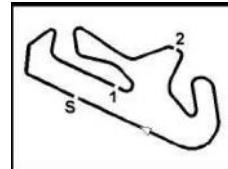
Timegear

Race Director

Internet Results:

<http://www.mylaps.com/en/events/1101220>

Licensed to: Autodromo Internacional do Algarve


MAXIENDURANCE 32h

12 - 13 - 14 DECEMBER 2014

AIA - FIA FAST/FAST 4.653 Km

RACE

13/12/2014 09:00

Race (32:00:00 Time) started at 9:04:11

Lap	S1	Spd IP1	S2	Spd IP2	S3	MaxSpd	Lap Tm	Diff	Time of Day
155	48.043	132.790	49.778	80.875	57.794	184.932	2:35.616	+9.121	15:52:00.689
156	48.648	140.532	49.200	83.179	56.373	183.673	2:34.222	+7.727	15:54:34.911
157	48.185	142.336	49.320	84.679	55.620	184.300	2:33.126	+6.631	15:57:08.037
158	49.482	128.037	49.391	79.040	55.650	183.986	2:34.524	+8.029	15:59:42.561
159	48.150	141.069	49.775	79.799	56.008	185.249	2:33.934	+7.439	16:02:16.495
160	48.366	138.600	49.760	74.720	55.563	184.300	2:33.690	+7.195	16:04:50.185
161	48.040	135.055	49.690	81.546	55.030	183.986	2:32.761	+6.266	16:07:22.946
162	47.883	135.385	48.972	88.787	55.762	184.932	2:32.618	+6.123	16:09:55.564
163	48.295	143.256	49.230	79.388	56.196	184.300	2:33.722	+7.227	16:12:29.286
164	48.025	143.813	50.166	88.787	56.224	185.249	2:34.416	+7.921	16:15:03.702
165	48.243	136.216	48.955	89.153	58.056	184.300	2:35.255	+8.760	16:17:38.957
166	50.052	133.109	50.733	79.564	55.903	184.300	2:36.689	+10.194	16:20:15.646
167	48.014	140.532	49.293	75.821	54.792	184.932	2:32.100	+5.605	16:22:47.746
168	47.820	137.910	49.659	83.179	57.083	185.886	2:34.563	+8.068	16:25:22.309
169	47.857	148.633	48.634	92.276	55.467	185.886	2:31.959	+5.464	16:27:54.268
170	47.971	138.773	49.406	87.705	56.621	186.528	2:33.999	+7.504	16:30:28.267
171	47.698	140.889	49.045	91.650	56.108	186.207	2:32.852	+6.357	16:33:01.119
p172	49.723	140.177	49.954	82.355		185.886	2:41.667	+15.172	16:35:42.786
173		116.962	54.088	68.598	1:01.435		8:11.160	+5:44.665	16:43:53.946
174	51.182	113.374	52.690	68.122	59.583	178.808	2:43.456	+16.961	16:46:37.402
175	49.949	136.384	50.754	69.257	58.341	181.818	2:39.045	+12.550	16:49:16.447
176	50.080	125.857	51.837	71.647	58.695	183.051	2:40.613	+14.118	16:51:57.060
177	48.663	127.156	50.779	74.720	58.216	183.051	2:37.659	+11.164	16:54:34.719
178	50.897	120.260	52.461	76.088	58.354	183.051	2:41.713	+15.218	16:57:16.432
179	50.008	121.846	50.621	83.051	57.954	182.432	2:38.584	+12.089	16:59:55.016
180	49.276	124.166	50.437	79.447	56.919	182.741	2:36.633	+10.138	17:02:31.649
181	48.592	129.836	49.877	82.355	57.536	184.300	2:36.006	+9.511	17:05:07.655
182	48.878	123.888	49.996	83.179	57.822	183.986	2:36.697	+10.202	17:07:44.352
183	48.305	135.882	48.720	89.895	57.733	183.986	2:34.759	+8.264	17:10:19.111
184	49.233	131.219	57.332	79.799	57.732	184.300	2:44.298	+17.803	17:13:03.409
185	48.985	134.237	50.239	87.069	58.343	183.673	2:37.568	+11.073	17:15:40.977
186	48.395	139.647	49.424	89.080	56.152	182.432	2:33.972	+7.477	17:18:14.949
187	47.673	137.058	49.278	87.492	56.814	184.615	2:33.766	+7.271	17:20:48.715
188	48.239	136.384	49.726	89.080	58.590	183.986	2:36.556	+10.061	17:23:25.271
p189	48.406	142.703	50.234	79.564		180.602	2:40.304	+13.809	17:26:05.575
190		132.000	49.725	81.362	57.002		5:50.604	+3:24.109	17:31:56.179
191	47.447	141.609	47.974	87.421	54.848	179.402	2:30.270	+3.775	17:34:26.449
192	46.877	138.254	47.718	89.153	54.045	183.362	2:28.641	+2.146	17:36:55.090
193	47.655	135.385	47.523	97.087	54.150	183.051	2:29.329	+2.834	17:39:24.419
194	47.644	141.609	47.679	85.823	53.599	183.051	2:28.923	+2.428	17:41:53.342
195	45.835	140.000	47.131	90.878	53.982	184.300	2:26.949	+0.454	17:44:20.291
196	46.009	142.519	1:00.719	85.960	54.683	183.051	2:41.412	+14.917	17:47:01.703
197	46.679	139.823	47.470	86.719	54.073	183.673	2:28.223	+1.728	17:49:29.926
198	46.627	135.220	47.547	87.705	54.539	182.741	2:28.714	+2.219	17:51:58.640
199	47.114	136.216	47.933	90.422	54.537	182.432	2:29.585	+3.090	17:54:28.225
200	46.463	143.256	47.438	89.970	54.060	183.051	2:27.962	+1.467	17:56:56.187
201	46.818	138.773	48.607	95.121	54.343	183.673	2:29.769	+3.274	17:59:25.956
202	46.893	125.857	49.725	89.374	57.526	183.362	2:34.145	+7.650	18:02:00.101
203	47.993	134.237	48.690	87.634	54.633	183.051	2:31.317	+4.822	18:04:31.418

Chief of Timing & Scoring

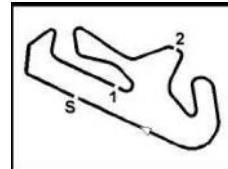
Timegear

Race Director

Internet Results:

<http://www.mylaps.com/en/events/1101220>

Licensed to: Autodromo Internacional do Algarve


MAXIENDURANCE 32h

12 - 13 - 14 DECEMBER 2014

AIA - FIA FAST/FAST 4.653 Km

RACE

13/12/2014 09:00

Race (32:00:00 Time) started at 9:04:11

Lap	S1	Spd IP1	S2	Spd IP2	S3	MaxSpd	Lap Tm	Diff	Time of Day
204	47.702	134.891	48.145	90.422	55.703	182.432	2:31.551	+5.056	18:07:02.969
205	47.151	134.237	48.944	80.453	55.825	183.362	2:31.921	+5.426	18:09:34.890
206	50.087	144.563	48.641	87.848	55.269	182.125	2:33.998	+7.503	18:12:08.888
207	47.596	132.157	50.540	85.080	55.987	181.513	2:34.124	+7.629	18:14:43.012
208	46.608	137.398	47.833	92.197	55.526	182.741	2:29.968	+3.473	18:17:12.980
209	46.968	130.909	48.284	90.346	55.304	181.818	2:30.557	+4.062	18:19:43.537
210	46.901	142.887	48.364	87.209	56.044	182.741	2:31.310	+4.815	18:22:14.847
211	48.057	136.216	48.295	87.563	55.124	179.104	2:31.477	+4.982	18:24:46.324
212	50.095	130.601	48.844	86.441	54.830	180.602	2:33.770	+7.275	18:27:20.094
213	47.981	135.385	49.532	88.063	54.766	181.513	2:32.280	+5.785	18:29:52.374
p214	47.350	139.296	48.502	85.416		183.362	2:35.515	+9.020	18:32:27.889
215		108.813	49.609	80.996	54.543		7:33.424	+5:06.929	18:40:01.313
216	48.812	114.664	49.162	79.681	54.597	183.673	2:32.572	+6.077	18:42:33.885
217	47.426	129.988	49.091	76.088	53.005	183.362	2:29.523	+3.028	18:45:03.408
218	47.152	124.166	49.694	86.028	53.991	185.886	2:30.838	+4.343	18:47:34.246
219	47.686	123.063	48.767	78.752	54.335	183.673	2:30.789	+4.294	18:50:05.035
220	47.353	120.653	47.849	88.641	53.930	182.125	2:29.133	+2.638	18:52:34.168
221	47.665	122.655	48.381	84.217	53.605	182.125	2:29.652	+3.157	18:55:03.820
222	46.605	121.313	48.462	83.630	53.290	183.362	2:28.358	+1.863	18:57:32.178
223	46.669	133.269	47.243	90.802	52.582	183.986	2:26.495		18:59:58.673
224	47.066	123.063	48.243	90.574	54.033	180.602	2:29.343	+2.848	19:02:28.016
225	47.478	123.750	49.154	86.097	54.040	183.673	2:30.673	+4.178	19:04:58.689

(8) BOLIDO RACING

1	50.012	130.755	44.330	94.787	51.162	181.818	2:25.505	+22.619	9:06:36.692
2	42.368	136.049	43.538	99.046	49.657	206.107	2:15.564	+12.678	9:08:52.256
3	41.662	128.631	42.592	106.153	48.539	228.330	2:12.794	+9.908	9:11:05.050
4	40.769	145.131	41.857	102.525	48.116	235.808	2:10.743	+7.857	9:13:15.793
5	40.828	138.773	41.052	98.146	47.518	233.261	2:09.399	+6.513	9:15:25.192
6	42.022	120.916	41.988	107.634	47.477	232.759	2:11.488	+8.602	9:17:36.680
7	39.888	150.652	41.899	101.848	48.277	235.294	2:10.065	+7.179	9:19:46.745
8	41.251	137.058	41.282	97.350	48.468	229.299	2:11.002	+8.116	9:21:57.747
9	40.361	142.519	40.954	98.684	47.676	228.330	2:08.992	+6.106	9:24:06.739
10	40.285	144.000	40.925	98.865	47.732	232.759	2:08.943	+6.057	9:26:15.682
11	40.237	141.069	41.665	98.594	47.467	230.769	2:09.370	+6.484	9:28:25.052
12	40.006	139.823	41.331	103.112	47.112	235.808	2:08.450	+5.564	9:30:33.502
13	39.789	139.647	41.195	97.526	47.035	233.766	2:08.020	+5.134	9:32:41.522
14	39.615	147.056	41.450	92.593	46.838	237.363	2:07.904	+5.018	9:34:49.426
15	39.904	142.519	41.394	95.457	47.008	237.885	2:08.307	+5.421	9:36:57.733
16	40.140	142.519	41.357	97.614	46.779	237.363	2:08.277	+5.391	9:39:06.010
17	40.367	136.552	41.031	100.241	46.835	234.783	2:08.234	+5.348	9:41:14.244
18	42.632	152.938	42.236	90.726	47.405	196.721	2:12.274	+9.388	9:43:26.518
19	40.377	149.233	41.576	91.806	46.831	237.363	2:08.785	+5.899	9:45:35.303
20	40.571	151.890	41.192	90.422	46.807	235.808	2:08.571	+5.685	9:47:43.874
21	41.435	140.354	41.544	91.494	46.810	223.140	2:09.790	+6.904	9:49:53.664
22	39.763	151.269	41.355	101.466	46.843	238.411	2:07.962	+5.076	9:52:01.626
23	39.806	154.644	41.522	91.032	46.580	238.938	2:07.909	+5.023	9:54:09.535
24	39.570	145.895	41.004	105.018	47.039	240.000	2:07.614	+4.728	9:56:17.149
25	39.880	143.071	41.083	105.737	47.045	238.938	2:08.009	+5.123	9:58:25.158

Chief of Timing & Scoring

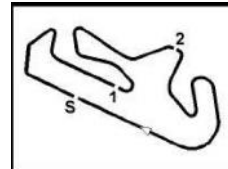
Timegear

Race Director

Internet Results:

<http://www.mylaps.com/en/events/1101220>

Licensed to: Autodromo Internacional do Algarve


MAXIENDURANCE 32h

12 - 13 - 14 DECEMBER 2014

AIA - FIA FAST/FAST 4.653 Km

RACE

13/12/2014 09:00

Race (32:00:00 Time) started at 9:04:11

Lap	S1	Spd IP1	S2	Spd IP2	S3	MaxSpd	Lap Tm	Diff	Time of Day
26	40.100	146.861	41.584	102.041	46.783	237.363	2:08.468	+5.582	10:00:33.626
27	39.812	144.375	41.096	98.146	47.091	237.885	2:08.000	+5.114	10:02:41.626
28	39.860	150.857	41.786	103.014	46.524	235.294	2:08.171	+5.285	10:04:49.797
29	39.733	150.652	40.662	105.120	46.518	236.842	2:06.914	+4.028	10:06:56.711
30	39.316	152.517	41.005	96.480	46.852	243.243	2:07.174	+4.288	10:09:03.885
31	39.847	148.434	40.595	103.508	46.694	239.468	2:07.137	+4.251	10:11:11.022
32	39.177	155.294	40.546	99.871	46.469	240.000	2:06.193	+3.307	10:13:17.215
p33	40.690	143.813	41.960	94.455		228.330	2:15.716	+12.830	10:15:32.931
34		134.075	44.456	84.151	50.248		8:38.316	+6:35.430	10:24:11.247
35	41.722	146.667	41.839	94.870	48.594	212.181	2:12.156	+9.270	10:26:23.403
36	40.982	152.099	41.495	89.671	47.554	213.861	2:10.032	+7.146	10:28:33.435
37	40.241	156.610	41.235	92.434	46.762	234.273	2:08.239	+5.353	10:30:41.674
38	40.219	162.819	42.215	91.417	47.363	236.324	2:09.798	+6.912	10:32:51.472
39	40.122	162.343	40.671	96.051	46.901	233.766	2:07.695	+4.809	10:34:59.167
40	39.373	154.214	40.654	97.175	46.868	241.071	2:06.896	+4.010	10:37:06.063
41	40.519	149.233	40.909	97.614	46.761	236.842	2:08.190	+5.304	10:39:14.253
42	39.498	165.246	40.955	90.955	46.282	240.535	2:06.736	+3.850	10:41:20.989
43	39.187	165.988	41.027	91.262	46.515	240.000	2:06.730	+3.844	10:43:27.719
44	39.335	160.000	40.877	93.880	46.460	241.611	2:06.673	+3.787	10:45:34.392
45	39.037	163.299	40.403	95.541	46.520	242.152	2:05.961	+3.075	10:47:40.353
46	39.102	168.255	40.416	89.671	46.013	239.468	2:05.532	+2.646	10:49:45.885
47	39.192	159.310	40.769	95.711	46.413	237.885	2:06.375	+3.489	10:51:52.260
48	39.372	161.869	40.420	99.228	46.897	235.294	2:06.690	+3.804	10:53:58.950
49	39.518	157.500	40.842	93.555	47.202	233.766	2:07.563	+4.677	10:56:06.513
50	39.676	157.054	40.694	101.561	47.038	236.842	2:07.409	+4.523	10:58:13.922
51	40.041	155.730	40.590	102.623	47.096	237.885	2:07.728	+4.842	11:00:21.650
52	40.668	152.308	40.474	105.634	46.988	228.814	2:08.131	+5.245	11:02:29.781
53	39.644	158.174	40.353	104.006	46.956	232.258	2:06.954	+4.068	11:04:36.735
54	39.636	157.054	40.311	108.065	46.480	234.783	2:06.428	+3.542	11:06:43.163
55	39.695	151.475	41.147	101.370	48.641	234.273	2:09.484	+6.598	11:08:52.647
56	40.581	160.000	40.869	97.262	46.738	231.760	2:08.189	+5.303	11:11:00.836
57	39.948	158.174	40.588	104.006	46.541	241.611	2:07.078	+4.192	11:13:07.914
58	39.088	163.299	39.900	108.499	47.212	242.697	2:06.201	+3.315	11:15:14.115
59	39.545	161.163	41.548	101.657	46.699	234.783	2:07.793	+4.907	11:17:21.908
60	39.531	147.251	41.704	103.607	46.389	242.152	2:07.625	+4.739	11:19:29.533
61	39.176	160.463	41.212	110.384	46.372	242.152	2:06.761	+3.875	11:21:36.294
62	39.219	164.510	41.540	95.289	46.360	241.611	2:07.120	+4.234	11:23:43.414
63	39.962	155.949	40.278	104.408	46.311	239.468	2:06.552	+3.666	11:25:49.966
64	39.028	171.111	39.696	109.268	46.482	241.611	2:05.207	+2.321	11:27:55.173
65	39.304	161.397	39.719	111.180	46.405	243.792	2:05.429	+2.543	11:30:00.602
66	39.246	158.174	40.045	106.153	46.065	244.898	2:05.357	+2.471	11:32:05.959
67	38.879	160.463	40.893	97.262	45.874	244.898	2:05.647	+2.761	11:34:11.606
68	38.931	165.246	39.771	109.047	46.137	246.014	2:04.840	+1.954	11:36:16.446
69	38.975	162.581	40.188	103.409	46.024	247.140	2:05.188	+2.302	11:38:21.634
70	39.722	161.869	39.860	108.827	46.114	246.575	2:05.697	+2.811	11:40:27.331
71	39.037	151.269	40.031	108.608	46.228	246.014	2:05.297	+2.411	11:42:32.628
p72	39.242	159.769	40.449	108.937		240.000	2:11.097	+8.211	11:44:43.725
73		149.032	42.033	112.453	47.494		8:11.442	+6:08.556	11:52:55.167
74	40.471	151.683	41.782	107.207	47.907	242.697	2:10.161	+7.275	11:55:05.328

Chief of Timing & Scoring

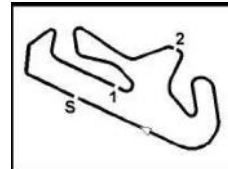
Timegear

Race Director

Internet Results:

<http://www.mylaps.com/en/events/1101220>

Licensed to: Autodromo Internacional do Algarve


MAXIENDURANCE 32h

12 - 13 - 14 DECEMBER 2014

AIA - FIA FAST/FAST 4.653 Km

RACE

13/12/2014 09:00

Race (32:00:00 Time) started at 9:04:11

Lap	S1	Spd IP1	S2	Spd IP2	S3	MaxSpd	Lap Tm	Diff	Time of Day
75	40.934	148.235	41.784	103.607	48.366	235.294	2:11.085	+8.199	11:57:16.413
76	40.846	151.063	41.920	106.783	47.618	225.941	2:10.385	+7.499	11:59:26.798
77	40.014	159.310	41.907	109.823	47.448	234.273	2:09.370	+6.484	12:01:36.168
78	39.982	162.581	40.956	109.157	46.874	230.277	2:07.813	+4.927	12:03:43.981
79	40.010	150.652	41.262	111.987	46.625	234.783	2:07.898	+5.012	12:05:51.879
80	39.685	146.667	40.789	108.282	46.128	235.294	2:06.603	+3.717	12:07:58.482
81	39.251	157.054	40.444	109.157	45.916	244.898	2:05.612	+2.726	12:10:04.094
82	38.885	157.054	40.453	113.636	46.558	242.697	2:05.897	+3.011	12:12:09.991
83	39.290	171.907	40.270	113.160	45.755	234.273	2:05.316	+2.430	12:14:15.307
84	38.960	162.581	39.763	119.153	47.331	245.455	2:06.055	+3.169	12:16:21.362
85	39.911	153.361	40.121	107.100	45.574	246.014	2:05.607	+2.721	12:18:26.969
86	38.802	156.389	39.755	98.414	45.680	235.808	2:04.238	+1.352	12:20:31.207
87	39.137	145.321	40.328	110.497	45.993	236.842	2:05.459	+2.573	12:22:36.666
88	38.623	159.540	38.702	107.957	45.560	247.140	2:02.886		12:24:39.552
89	38.872	160.000	39.071	119.153	45.980	243.792	2:03.924	+1.038	12:26:43.476
90	38.636	149.434	39.262	106.153	46.065	249.423	2:03.964	+1.078	12:28:47.440
91	38.577	168.767	39.735	101.275	45.998	246.014	2:04.311	+1.425	12:30:51.751
92	39.080	153.361	40.246	106.783	47.104	247.140	2:06.431	+3.545	12:32:58.182
93	39.821	154.644	41.839	107.100	46.943	236.324	2:08.604	+5.718	12:35:06.786
94	40.248	159.540	40.633	111.639	47.718	242.152	2:08.600	+5.714	12:37:15.386
95	41.153	149.636	41.794	102.720	47.258	227.848	2:10.206	+7.320	12:39:25.592
96	40.271	159.082	41.125	102.916	49.166	237.885	2:10.563	+7.677	12:41:36.155
97	40.862	147.447	41.406	104.814	47.885	237.363	2:10.154	+7.268	12:43:46.309
98	40.436	148.633	41.817	103.310	49.402	236.324	2:11.656	+8.770	12:45:57.965
99	41.406	152.308	42.095	105.634	48.314	234.783	2:11.816	+8.930	12:48:09.781
100	40.988	152.517	42.063	101.657	48.765	232.258	2:11.817	+8.931	12:50:21.598
101	40.616	155.294	42.444	108.065	48.919	226.415	2:11.980	+9.094	12:52:33.578
102	40.775	158.174	42.224	92.355	48.682	229.787	2:11.682	+8.796	12:54:45.260
103	41.386	149.838	41.699	107.420	48.288	234.273	2:11.374	+8.488	12:56:56.634
104	41.354	139.823	42.092	107.100	48.884	235.808	2:12.331	+9.445	12:59:08.965
105	40.819	143.813	42.345	103.310	48.671	232.258	2:11.836	+8.950	13:01:20.801
106	40.881	155.512	41.844	109.268	48.696	229.787	2:11.422	+8.536	13:03:32.223
107	41.624	145.895	42.295	103.607	49.270	228.814	2:13.190	+10.304	13:05:45.413
108	43.073	149.233	43.351	102.041	50.874	193.202	2:17.299	+14.413	13:08:02.712
p109	44.758	134.563	46.788	97.791		191.150	2:28.706	+25.820	13:10:31.418
110		124.444	46.048	90.271	51.710		11:36.858	+9:33.972	13:22:08.276
111	43.871	136.552	44.299	95.711	50.341	208.897	2:18.512	+15.626	13:24:26.788
112	42.553	147.643	42.524	95.121	50.341	218.623	2:15.419	+12.533	13:26:42.207
113	47.967	125.572	47.546	94.455	53.762	189.807	2:29.276	+26.390	13:29:11.483
p114	49.749	109.349	47.741	97.526		177.340	2:35.248	+32.362	13:31:46.731
115		146.280	42.721	102.041	49.630		17:52.628	+15:49.742	13:49:39.359
116	41.712	144.941	41.835	104.006	48.701	225.470	2:12.249	+9.363	13:51:51.608
117	41.682	154.000	41.975	93.880	49.287	221.766	2:12.945	+10.059	13:54:04.553
118	41.556	152.099	46.426	88.787	53.352	208.897	2:21.335	+18.449	13:56:25.888
p119	47.162	131.064	46.556	95.373		185.567	2:29.834	+26.948	13:58:55.722
120		136.216	42.821	97.087	49.014		12:29.686	+10:26.800	14:11:25.408
121	42.162	145.131	41.968	98.057	47.531	213.861	2:11.662	+8.776	14:13:37.070
122	41.835	146.861	41.394	95.881	47.833	237.363	2:11.063	+8.177	14:15:48.133
p123	41.004	157.054	46.377	95.711		225.000	2:22.929	+20.043	14:18:11.062

Chief of Timing & Scoring

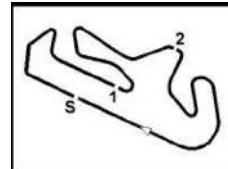
Timegear

Race Director

Internet Results:

<http://www.mylaps.com/en/events/1101220>

Licensed to: Autodromo Internacional do Algarve


MAXIENDURANCE 32h

12 - 13 - 14 DECEMBER 2014

AIA - FIA FAST/FAST 4.653 Km

RACE

13/12/2014 09:00

Race (32:00:00 Time) started at 9:04:11

Lap	S1	Spd IP1	S2	Spd IP2	S3	MaxSpd	Lap Tm	Diff	Time of Day
124		140.177	42.376	97.087	48.583		20:22.491	+18:19.605	14:38:33.553
125	41.396	151.890	41.445	92.672	47.603	228.814	2:10.445	+7.559	14:40:43.998
126	40.671	141.609	41.927	96.567	46.977	235.808	2:09.576	+6.690	14:42:53.574
p127	40.136	156.610	43.273	106.467		239.468	2:18.460	+15.574	14:45:12.034
128		122.927	49.025	83.825	53.933		28:46.517	+26:43.631	15:13:58.551
129	44.719	130.909	45.576	83.051	52.555	202.627	2:22.851	+19.965	15:16:21.402
130	43.933	132.157	45.751	91.572	53.960	211.765	2:23.645	+20.759	15:18:45.047
p131	48.440	109.457	51.264	79.564		184.932	2:41.271	+38.385	15:21:26.318
132		141.972	45.260	86.719	51.700		14:01.237	+11:58.351	15:35:27.555
133	44.739	140.354	44.896	90.120	50.606	210.117	2:20.242	+17.356	15:37:47.797
134	43.558	138.947	44.496	91.262	50.238	213.861	2:18.293	+15.407	15:40:06.090
135	45.067	131.064	49.071	92.119	55.221	210.938	2:29.360	+26.474	15:42:35.450
p136	49.438	129.988	49.195	97.702		171.701	2:41.557	+38.671	15:45:17.007
137		145.321	44.865	96.480	51.462		5:56.498	+3:53.612	15:51:13.505
138	42.654	141.609	44.586	89.153	50.786	213.861	2:18.027	+15.141	15:53:31.532
139	42.905	145.321	44.358	96.308	51.762	213.439	2:19.026	+16.140	15:55:50.558
p140	47.681	133.430	50.703	80.573		187.826	2:42.201	+39.315	15:58:32.759
141		128.333	42.815	100.056	47.609		15:16.919	+13:14.033	16:13:49.678
142	41.149	132.315	41.621	105.120	47.545	216.000	2:10.316	+7.430	16:15:59.994
143	40.129	146.667	41.584	90.195	46.739	236.842	2:08.453	+5.567	16:18:08.447
144	39.781	145.703	41.414	95.457	47.576	242.152	2:08.772	+5.886	16:20:17.219
145	40.451	141.429	41.918	94.373	46.925	236.842	2:09.295	+6.409	16:22:26.514
146	39.763	150.857	40.744	100.428	46.437	238.938	2:06.945	+4.059	16:24:33.459
147	40.470	151.269	40.895	96.308	46.822	238.411	2:08.188	+5.302	16:26:41.647
148	39.423	152.727	40.912	90.574	46.460	244.344	2:06.796	+3.910	16:28:48.443
149	39.532	149.434	41.035	94.373	46.709	242.152	2:07.277	+4.391	16:30:55.720
150	39.829	148.037	40.387	103.707	46.619	240.000	2:06.836	+3.950	16:33:02.556
151	39.370	154.429	40.283	104.106	46.679	243.792	2:06.333	+3.447	16:35:08.889
152	39.709	156.389	40.599	88.787	46.670	241.611	2:06.979	+4.093	16:37:15.868
p153	39.512	152.938	40.735	96.480		241.611	2:11.434	+8.548	16:39:27.302
154		151.475	44.985	94.953	47.568		4:14.958	+2:12.072	16:43:42.260
155	39.747	153.361	40.811	93.880	46.700	240.000	2:07.259	+4.373	16:45:49.519
156	39.378	160.000	40.957	92.355	46.359	244.344	2:06.695	+3.809	16:47:56.214
157	39.675	164.024	40.919	85.960	46.662	246.014	2:07.257	+4.371	16:50:03.471
158	41.160	168.511	40.488	95.541	46.229	228.330	2:07.878	+4.992	16:52:11.349
159	39.284	163.540	41.605	95.966	46.359	246.575	2:07.249	+4.363	16:54:18.598
160	39.682	157.054	41.370	104.611	47.330	247.140	2:08.383	+5.497	16:56:26.981
161	39.545	159.310	40.904	98.774	46.541	246.014	2:06.991	+4.105	16:58:33.972
162	41.001	165.493	40.633	84.283	46.771	241.071	2:08.406	+5.520	17:00:42.378
163	40.134	157.500	40.931	96.308	46.614	244.898	2:07.680	+4.794	17:02:50.058
164	40.106	152.938	41.643	106.257	47.698	244.898	2:09.448	+6.562	17:04:59.506
165	39.698	160.000	40.782	99.411	46.767	243.792	2:07.248	+4.362	17:07:06.754
166	40.009	154.429	40.928	97.175	46.772	246.014	2:07.710	+4.824	17:09:14.464
167	39.635	159.769	40.856	99.137	46.566	246.014	2:07.058	+4.172	17:11:21.522
168	39.272	164.755	40.478	98.774	46.945	247.706	2:06.696	+3.810	17:13:28.218
169	39.767	165.988	41.057	81.855	47.562	247.140	2:08.387	+5.501	17:15:36.605
170	39.959	162.105	41.359	95.373	46.823	238.938	2:08.142	+5.256	17:17:44.747
171	39.492	160.463	41.433	101.657	46.594	247.140	2:07.520	+4.634	17:19:52.267
172	39.924	153.361	40.785	101.848	47.205	245.455	2:07.915	+5.029	17:22:00.182

Chief of Timing & Scoring

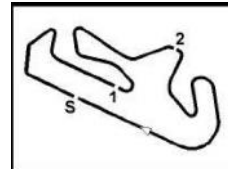
Timegear

Race Director

Internet Results:

<http://www.mylaps.com/en/events/1101220>

Licensed to: Autodromo Internacional do Algarve


MAXIENDURANCE 32h

12 - 13 - 14 DECEMBER 2014

AIA - FIA FAST/FAST 4.653 Km

RACE

13/12/2014 09:00

Race (32:00:00 Time) started at 9:04:11

Lap	S1	Spd IP1	S2	Spd IP2	S3	MaxSpd	Lap Tm	Diff	Time of Day
173	39.789	149.434	41.106	104.106	46.817	244.898	2:07.713	+4.827	17:24:07.895
174	40.081	149.636	41.143	99.319	46.774	244.344	2:07.999	+5.113	17:26:15.894
175	39.473	150.448	40.642	110.384	46.458	245.455	2:06.574	+3.688	17:28:22.468
176	39.629	146.667	40.674	98.955	46.684	247.140	2:06.988	+4.102	17:30:29.456
p177	40.589	143.441	41.579	103.707		239.468	2:14.597	+11.711	17:32:44.053
178		136.049	46.113	94.870	51.337		10:44.710	+8:41.824	17:43:28.763
179	42.937	138.947	44.255	90.422	50.752	225.470	2:17.945	+15.059	17:45:46.708
180	42.941	141.429	44.402	93.636	50.496	217.742	2:17.840	+14.954	17:48:04.548
181	42.521	142.154	44.120	94.621	50.936	222.680	2:17.578	+14.692	17:50:22.126
182	44.021	141.069	44.542	100.803	50.977	197.802	2:19.541	+16.655	17:52:41.667
183	44.190	135.716	44.710	95.541	50.506	210.938	2:19.407	+16.521	17:55:01.074
184	44.065	144.000	44.334	89.970	51.195	207.692	2:19.595	+16.709	17:57:20.669
185	43.471	140.000	44.220	92.991	51.959	209.302	2:19.651	+16.765	17:59:40.320
186	43.042	127.595	44.965	98.414	51.287	231.263	2:19.295	+16.409	18:01:59.615
187	43.916	136.216	44.980	93.152	51.325	200.743	2:20.222	+17.336	18:04:19.837
188	43.820	133.430	44.541	83.308	52.261	210.117	2:20.623	+17.737	18:06:40.460
189	43.502	132.632	45.960	101.180	52.852	219.959	2:22.315	+19.429	18:09:02.775
190	43.501	135.385	45.615	94.373	52.743	223.602	2:21.860	+18.974	18:11:24.635
191	43.600	130.601	45.507	96.567	51.974	220.859	2:21.082	+18.196	18:13:45.717
192	43.474	131.219	46.024	82.924	51.555	219.067	2:21.054	+18.168	18:16:06.771
193	44.460	131.530	45.294	91.185	52.829	206.501	2:22.584	+19.698	18:18:29.355
194	43.704	133.752	45.383	96.222	51.657	213.018	2:20.745	+17.859	18:20:50.100
195	43.203	145.131	45.229	101.180	52.117	219.512	2:20.550	+17.664	18:23:10.650
196	43.561	144.941	45.395	96.740	51.950	216.000	2:20.907	+18.021	18:25:31.557
197	44.510	130.909	45.432	98.414	51.159	213.861	2:21.102	+18.216	18:27:52.659
198	42.875	142.519	44.911	95.373	51.725	225.470	2:19.512	+16.626	18:30:12.171
199	43.376	135.550	44.384	92.911	51.412	219.067	2:19.173	+16.287	18:32:31.344
200	43.183	131.219	45.351	92.672	52.607	224.532	2:21.142	+18.256	18:34:52.486
201	43.410	133.269	45.117	99.963	50.732	219.512	2:19.260	+16.374	18:37:11.746
202	43.165	140.177	44.801	97.968	50.876	216.867	2:18.843	+15.957	18:39:30.589
203	43.450	136.720	45.161	96.740	50.754	214.712	2:19.366	+16.480	18:41:49.955
204	43.173	134.400	44.748	90.195	51.012	212.181	2:18.934	+16.048	18:44:08.889
205	42.890	141.069	44.349	100.334	50.929	212.181	2:18.169	+15.283	18:46:27.058
206	42.531	149.838	44.584	100.056	50.811	216.867	2:17.927	+15.041	18:48:44.985
207	43.043	132.632	46.330	96.051	51.099	219.512	2:20.473	+17.587	18:51:05.458
208	43.199	140.889	44.358	97.968	50.082	209.709	2:17.640	+14.754	18:53:23.098
209	42.461	137.058	45.135	102.623	50.343	219.512	2:17.940	+15.054	18:55:41.038
210	44.927	93.887	48.672	101.086	50.285	210.938	2:23.885	+20.999	18:58:04.923
211	41.972	145.321	43.751	100.803	49.512	219.067	2:15.236	+12.350	19:00:20.159
212	42.290	145.321	43.259	103.310	49.894	220.859	2:15.444	+12.558	19:02:35.603
213	41.588	140.532	45.618	104.207	49.853	223.140	2:17.060	+14.174	19:04:52.663

(18) TEAM ICER BRAKES 2

1	53.405	124.724	46.416	101.275	53.325	152.542	2:33.147	+17.692	9:06:46.086
2	45.278	140.889	47.050	93.555	52.941	179.104	2:25.270	+9.815	9:09:11.356
3	44.366	138.427	44.705	88.933	51.784	189.807	2:20.856	+5.401	9:11:32.212
4	44.170	136.216	44.225	103.112	51.280	189.807	2:19.676	+4.221	9:13:51.888
5	43.653	147.447	44.092	94.044	50.754	189.474	2:18.500	+3.045	9:16:10.388
6	44.496	129.231	44.841	93.880	51.127	190.141	2:20.465	+5.010	9:18:30.853

Chief of Timing & Scoring

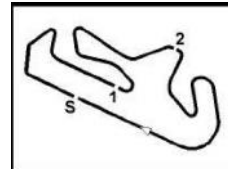
Timegear

Race Director

Internet Results:

<http://www.mylaps.com/en/events/1101220>

Licensed to: Autodromo Internacional do Algarve


MAXIENDURANCE 32h

12 - 13 - 14 DECEMBER 2014

AIA - FIA FAST/FAST 4.653 Km

RACE

13/12/2014 09:00

Race (32:00:00 Time) started at 9:04:11

Lap	S1	Spd IP1	S2	Spd IP2	S3	MaxSpd	Lap Tm	Diff	Time of Day
7	44.017	131.530	44.591	95.881	49.690	189.807	2:18.299	+2.844	9:20:49.152
8	44.124	138.082	44.818	101.944	49.876	190.476	2:18.819	+3.364	9:23:07.971
9	43.168	147.056	43.848	109.378	50.224	190.141	2:17.241	+1.786	9:25:25.212
10	43.144	147.643	43.574	101.944	49.927	191.489	2:16.646	+1.191	9:27:41.858
11	44.095	140.177	44.232	98.955	49.903	191.489	2:18.231	+2.776	9:30:00.089
12	42.672	148.434	43.467	97.000	49.652	192.171	2:15.792	+0.337	9:32:15.881
13	43.173	133.913	44.114	92.593	49.428	191.489	2:16.716	+1.261	9:34:32.597
14	42.871	140.711	44.051	96.826	49.722	192.171	2:16.645	+1.190	9:36:49.242
15	43.557	140.000	44.007	93.474	49.538	191.150	2:17.103	+1.648	9:39:06.345
16	44.507	140.000	44.515	91.884	49.572	191.150	2:18.595	+3.140	9:41:24.940
17	42.997	135.716	43.610	94.787	49.583	189.474	2:16.191	+0.736	9:43:41.131
18	43.040	148.434	43.455	91.884	49.677	190.141	2:16.173	+0.718	9:45:57.304
19	42.930	151.063	43.815	91.728	49.862	190.141	2:16.608	+1.153	9:48:13.912
20	42.828	141.609	44.087	95.121	50.730	190.141	2:17.646	+2.191	9:50:31.558
21	44.054	138.773	43.585	96.394	50.190	189.807	2:17.830	+2.375	9:52:49.388
22	43.459	146.280	44.909	98.146	49.713	191.150	2:18.082	+2.627	9:55:07.470
23	43.340	136.552	43.843	91.962	49.911	190.476	2:17.095	+1.640	9:57:24.565
24	43.584	138.600	43.802	101.466	50.041	190.141	2:17.428	+1.973	9:59:41.993
25	43.400	148.832	43.838	94.704	49.731	191.489	2:16.970	+1.515	10:01:58.963
26	43.435	141.069	43.621	98.865	49.856	191.150	2:16.913	+1.458	10:04:15.876
27	45.015	134.237	43.875	92.197	49.668	191.150	2:18.559	+3.104	10:06:34.435
28	43.228	142.887	44.948	94.953	51.101	191.489	2:19.278	+3.823	10:08:53.713
29	44.101	128.333	45.045	90.955	53.166	190.813	2:22.313	+6.858	10:11:16.026
p30	43.303	148.434	43.746	99.594		189.474	2:26.875	+11.420	10:13:42.901
31		112.227	50.141	81.240	57.050		7:45.388	+5:29.933	10:21:28.289
32	48.436	111.437	47.946	86.999	54.219	165.138	2:30.602	+15.147	10:23:58.891
33	47.238	117.957	47.838	88.860	54.306	181.513	2:29.383	+13.928	10:26:28.274
34	46.634	117.957	47.432	86.166	53.368	182.432	2:27.435	+11.980	10:28:55.709
35	46.566	119.870	46.561	90.878	52.826	188.482	2:25.954	+10.499	10:31:21.663
36	46.142	122.655	46.939	75.451	53.682	189.807	2:26.764	+11.309	10:33:48.427
37	47.316	121.180	47.002	89.153	53.177	171.157	2:27.496	+12.041	10:36:15.923
38	46.268	120.260	46.419	88.063	53.765	181.513	2:26.453	+10.998	10:38:42.376
39	46.892	117.086	46.887	87.069	53.423	179.104	2:27.203	+11.748	10:41:09.579
40	46.443	120.391	47.280	79.858	52.914	188.811	2:26.638	+11.183	10:43:36.217
41	46.405	117.957	46.633	88.933	53.021	185.567	2:26.060	+10.605	10:46:02.277
42	45.490	118.335	45.843	87.350	52.576	189.807	2:23.910	+8.455	10:48:26.187
43	44.709	124.444	45.484	89.820	52.658	190.141	2:22.852	+7.397	10:50:49.039
44	44.644	127.010	46.059	92.119	51.868	190.476	2:22.572	+7.117	10:53:11.611
45	44.422	122.927	45.947	85.892	52.811	193.548	2:23.181	+7.726	10:55:34.792
46	44.899	122.249	45.353	87.705	51.650	189.142	2:21.903	+6.448	10:57:56.695
47	44.468	125.572	45.508	88.787	51.609	191.150	2:21.586	+6.131	11:00:18.281
48	46.534	123.888	46.233	84.415	52.235	192.513	2:25.003	+9.548	11:02:43.284
p49	45.806	115.620	46.887	83.890		184.615	2:31.105	+15.650	11:05:14.389
50		128.930	45.280	95.881	51.024		5:08.286	+2:52.831	11:10:22.675
51	44.140	137.398	43.546	100.521	50.808	192.171	2:18.495	+3.040	11:12:41.170
52	43.673	128.037	43.928	97.614	50.422	192.513	2:18.024	+2.569	11:14:59.194
53	43.555	131.064	43.404	106.467	50.665	192.513	2:17.625	+2.170	11:17:16.819
54	43.425	129.080	44.840	90.955	50.011	192.857	2:18.277	+2.822	11:19:35.096
55	43.785	128.930	43.831	93.313	50.419	192.513	2:18.036	+2.581	11:21:53.132

Chief of Timing & Scoring

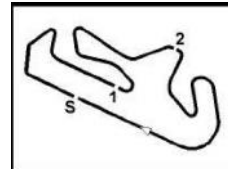
Timegear

Race Director

Internet Results:

<http://www.mylaps.com/en/events/1101220>

Licensed to: Autodromo Internacional do Algarve


MAXIENDURANCE 32h

12 - 13 - 14 DECEMBER 2014

AIA - FIA FAST/FAST 4.653 Km

RACE

13/12/2014 09:00

Race (32:00:00 Time) started at 9:04:11

Lap	S1	Spd IP1	S2	Spd IP2	S3	MaxSpd	Lap Tm	Diff	Time of Day
56	44.932	128.037	44.658	86.859	50.028	192.857	2:19.619	+4.164	11:24:12.751
57	43.590	133.752	43.712	92.672	50.186	193.202	2:17.489	+2.034	11:26:30.240
58	43.951	125.714	43.918	91.572	50.239	185.567	2:18.109	+2.654	11:28:48.349
59	43.380	137.058	43.166	95.541	49.434	194.245	2:15.981	+0.526	11:31:04.330
60	43.078	145.703	42.787	99.686	49.921	194.946	2:15.787	+0.332	11:33:20.117
61	43.699	135.220	43.602	95.037	49.584	194.595	2:16.886	+1.431	11:35:37.003
62	43.207	138.427	43.101	92.752	49.875	194.595	2:16.184	+0.729	11:37:53.187
63	42.997	145.131	43.147	96.653	49.904	194.946	2:16.049	+0.594	11:40:09.236
64	42.924	142.336	43.520	90.726	49.583	195.298	2:16.028	+0.573	11:42:25.264
65	43.305	129.836	43.021	102.137	50.389	195.652	2:16.716	+1.261	11:44:41.980
66	43.137	136.889	43.935	89.746	49.573	195.298	2:16.646	+1.191	11:46:58.626
67	43.169	141.248	43.872	93.962	51.918	195.652	2:18.960	+3.505	11:49:17.586
68	43.479	130.909	43.558	98.865	50.014	194.946	2:17.052	+1.597	11:51:34.638
69	43.263	132.790	43.694	100.428	50.229	195.652	2:17.187	+1.732	11:53:51.825
p70	43.386	126.865	43.463	96.653		196.721	2:20.939	+5.484	11:56:12.764
71		118.715	46.629	87.209	51.829		7:31.554	+5:16.099	12:03:44.318
72	44.741	127.742	44.287	95.205	52.446	188.482	2:21.475	+6.020	12:06:05.793
73	43.019	136.552	43.296	94.953	49.139	195.298	2:15.455		12:08:21.248
74	43.148	135.220	43.961	77.342	49.792	196.721	2:16.902	+1.447	12:10:38.150
75	43.014	132.473	43.632	93.232	49.319	197.441	2:15.966	+0.511	12:12:54.116
76	43.032	139.122	43.804	92.831	49.291	196.364	2:16.128	+0.673	12:15:10.244
77	43.380	132.632	44.200	87.139	49.999	195.652	2:17.580	+2.125	12:17:27.824
78	43.322	136.384	43.633	93.232	49.602	194.595	2:16.558	+1.103	12:19:44.382
79	43.631	132.950	44.031	92.991	49.554	194.946	2:17.217	+1.762	12:22:01.599
80	43.558	136.216	43.977	93.474	49.579	194.595	2:17.115	+1.660	12:24:18.714
81	43.441	133.590	43.723	93.636	49.613	195.298	2:16.778	+1.323	12:26:35.492
82	44.130	117.086	45.363	94.208	49.862	198.529	2:19.356	+3.901	12:28:54.848
83	43.503	132.315	43.923	94.208	49.672	194.946	2:17.099	+1.644	12:31:11.947
84	43.288	135.716	43.671	96.051	50.462	194.245	2:17.422	+1.967	12:33:29.369
85	43.737	136.049	43.761	96.567	49.917	193.896	2:17.416	+1.961	12:35:46.785
86	43.462	135.055	43.780	94.290	49.879	195.652	2:17.122	+1.667	12:38:03.907
87	43.836	134.075	43.742	97.175	50.034	193.896	2:17.613	+2.158	12:40:21.520
88	43.628	134.075	43.574	94.044	49.616	194.595	2:16.819	+1.364	12:42:38.339
89	44.815	134.727	44.167	93.152	49.931	196.364	2:18.914	+3.459	12:44:57.253
90	43.724	135.385	43.889	90.726	49.844	194.595	2:17.458	+2.003	12:47:14.711
91	43.695	133.913	43.880	91.884	49.665	194.245	2:17.241	+1.786	12:49:31.952
92	43.660	131.219	44.046	92.040	49.688	193.548	2:17.395	+1.940	12:51:49.347
p93	43.227	138.082	50.279	81.793		192.857	2:40.666	+25.211	12:54:30.013
94		118.842	49.219	76.792	55.214		1:20:49.525		14:15:19.538
95	46.905	123.337	47.735	78.295	55.673	185.567	2:30.314	+14.859	14:17:49.852
96	46.950	125.714	48.733	84.415	54.469	181.513	2:30.153	+14.698	14:20:20.005
97	46.512	126.865	49.934	76.956	55.152	184.300	2:31.599	+16.144	14:22:51.604
98	47.710	130.141	47.742	85.214	54.874	181.513	2:30.327	+14.872	14:25:21.931
99	46.540	127.742	47.758	83.890	54.079	188.482	2:28.378	+12.923	14:27:50.309
100	46.888	123.474	47.097	78.012	54.070	187.175	2:28.056	+12.601	14:30:18.365
101	45.632	131.064	46.052	87.848	52.876	192.513	2:24.561	+9.106	14:32:42.926
102	45.906	125.288	46.429	80.693	53.159	190.141	2:25.495	+10.040	14:35:08.421
103	46.231	137.058	45.936	89.227	52.702	192.513	2:24.870	+9.415	14:37:33.291
104	46.460	137.910	49.251	86.372	53.190	180.301	2:28.902	+13.447	14:40:02.193

Chief of Timing & Scoring

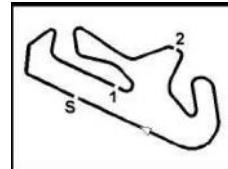
Timegear

Race Director

Internet Results:

<http://www.mylaps.com/en/events/1101220>

Licensed to: Autodromo Internacional do Algarve


MAXIENDURANCE 32h

12 - 13 - 14 DECEMBER 2014

AIA - FIA FAST/FAST 4.653 Km

RACE

13/12/2014 09:00

Race (32:00:00 Time) started at 9:04:11

Lap	S1	Spd IP1	S2	Spd IP2	S3	MaxSpd	Lap Tm	Diff	Time of Day
p105	46.233	132.000	46.833	81.240		184.932	2:30.864	+15.409	14:42:33.057
106		119.612	46.448	86.441	51.830		7:35.479	+5:20.024	14:50:08.536
107	44.998	128.037	45.357	88.714	50.680	189.474	2:21.036	+5.581	14:52:29.572
108	45.092	126.287	45.167	87.209	50.487	194.946	2:20.747	+5.292	14:54:50.319
109	44.710	124.584	45.492	85.892	50.155	193.548	2:20.358	+4.903	14:57:10.677
110	44.402	127.742	45.272	88.568	50.304	196.364	2:19.979	+4.524	14:59:30.656
111	44.192	132.950	46.105	85.619	50.114	192.857	2:20.412	+4.957	15:01:51.068
112	44.243	128.037	44.741	88.279	49.890	195.652	2:18.875	+3.420	15:04:09.943
113	44.209	132.000	44.943	85.687	50.195	196.364	2:19.348	+3.893	15:06:29.291
114	44.320	129.836	44.964	85.013	50.105	196.007	2:19.390	+3.935	15:08:48.681
115	44.106	132.950	45.101	86.234	52.350	196.721	2:21.558	+6.103	15:11:10.239
116	44.288	133.430	44.429	89.300	50.141	197.080	2:18.859	+3.404	15:13:29.098
117	44.401	130.755	44.794	88.351	49.820	197.080	2:19.016	+3.561	15:15:48.114
118	45.089	126.143	44.713	88.351	49.701	197.441	2:19.504	+4.049	15:18:07.618
119	43.701	134.075	44.960	88.496	49.842	197.802	2:18.504	+3.049	15:20:26.122
120	43.943	133.109	44.585	86.441	50.079	197.802	2:18.608	+3.153	15:22:44.730
121	44.231	129.382	44.652	85.823	50.300	196.364	2:19.184	+3.729	15:25:03.914
122	43.989	133.913	45.572	87.069	49.785	196.007	2:19.347	+3.892	15:27:23.261
123	43.956	135.385	44.252	88.423	50.132	197.441	2:18.341	+2.886	15:29:41.602
124	44.469	128.631	45.085	83.436	50.051	196.007	2:19.606	+4.151	15:32:01.208
125	44.683	134.400	44.525	85.755	49.701	194.595	2:18.910	+3.455	15:34:20.118
126	44.140	132.950	44.776	85.687	50.244	195.298	2:19.161	+3.706	15:36:39.279
127	44.292	129.231	44.320	89.153	50.173	196.721	2:18.786	+3.331	15:38:58.065
128	44.069	133.109	45.070	85.960	50.125	197.441	2:19.265	+3.810	15:41:17.330
129	44.715	134.075	44.451	85.013	49.966	198.895	2:19.133	+3.678	15:43:36.463
130	44.037	134.563	44.301	86.719	49.722	198.529	2:18.061	+2.606	15:45:54.524
131	44.201	139.122	44.640	74.720	50.402	195.652	2:19.244	+3.789	15:48:13.768
132	43.960	138.600	44.539	85.349	51.174	192.513	2:19.674	+4.219	15:50:33.442
133	44.112	138.600	44.325	85.823	49.925	197.441	2:18.363	+2.908	15:52:51.805
p134	44.119	140.177	44.241	89.374		195.298	2:23.513	+8.058	15:55:15.318
135		80.934	1:04.728	79.564	58.244		7:57.704	+5:42.249	16:03:13.022
136	45.707	117.333	45.925	92.513	51.493	191.150	2:23.126	+7.671	16:05:36.148
137	44.541	124.166	45.119	92.276	51.175	196.007	2:20.836	+5.381	16:07:56.984
138	43.739	128.780	45.076	94.953	51.773	196.364	2:20.589	+5.134	16:10:17.573
139	45.140	132.950	44.636	93.152	50.443	196.721	2:20.220	+4.765	16:12:37.793
140	43.646	141.972	44.618	91.185	50.618	198.165	2:18.883	+3.428	16:14:56.676
141	43.371	144.187	44.071	94.455	50.162	197.441	2:17.605	+2.150	16:17:14.281
142	43.483	139.472	44.151	91.650	49.973	197.441	2:17.608	+2.153	16:19:31.889
143	43.763	141.248	44.268	91.032	49.861	196.721	2:17.893	+2.438	16:21:49.782
144	43.338	142.154	44.077	93.474	50.041	196.364	2:17.457	+2.002	16:24:07.239
145	43.401	138.947	44.354	94.538	50.262	197.080	2:18.018	+2.563	16:26:25.257
146	43.298	141.790	44.355	90.802	50.772	197.441	2:18.426	+2.971	16:28:43.683
147	43.498	135.385	44.836	97.175	50.128	197.441	2:18.463	+3.008	16:31:02.146
148	43.353	135.882	44.328	95.289	50.092	198.165	2:17.774	+2.319	16:33:19.920
149	43.896	137.739	44.793	92.593	49.925	197.441	2:18.615	+3.160	16:35:38.535
150	43.359	146.667	44.171	94.870	50.032	197.080	2:17.563	+2.108	16:37:56.098
151	43.527	139.647	44.129	94.953	50.231	197.441	2:17.888	+2.433	16:40:13.986
152	43.659	139.472	44.988	92.355	50.422	197.441	2:19.070	+3.615	16:42:33.056
153	44.103	129.684	45.063	93.393	50.578	195.298	2:19.745	+4.290	16:44:52.801

Chief of Timing & Scoring

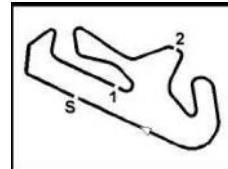
Timegear

Race Director

Internet Results:

<http://www.mylaps.com/en/events/1101220>

Licensed to: Autodromo Internacional do Algarve


MAXIENDURANCE 32h

12 - 13 - 14 DECEMBER 2014

AIA - FIA FAST/FAST 4.653 Km

RACE

13/12/2014 09:00

Race (32:00:00 Time) started at 9:04:11

Lap	S1	Spd IP1	S2	Spd IP2	S3	MaxSpd	Lap Tm	Diff	Time of Day
154	43.451	136.384	45.795	88.568	50.387	196.364	2:19.634	+4.179	16:47:12.435
155	43.600	134.075	44.778	95.121	50.036	198.529	2:18.415	+2.960	16:49:30.850
156	43.412	136.049	44.929	90.498	51.384	197.802	2:19.726	+4.271	16:51:50.576
157	43.480	135.882	44.756	92.276	50.006	198.165	2:18.243	+2.788	16:54:08.819
158	43.723	136.384	45.131	95.373	51.679	198.165	2:20.534	+5.079	16:56:29.353
159	43.548	140.177	45.195	95.626	50.428	197.802	2:19.172	+3.717	16:58:48.525
160	43.454	136.049	45.022	90.271	50.007	197.802	2:18.484	+3.029	17:01:07.009
161	43.879	137.910	44.470	95.966	50.107	197.080	2:18.457	+3.002	17:03:25.466
162	43.437	138.254	44.963	92.434	50.434	197.802	2:18.835	+3.380	17:05:44.301
163	43.538	138.254	44.853	99.502	50.640	197.802	2:19.032	+3.577	17:08:03.333
164	43.794	138.254	44.925	91.728	50.095	196.721	2:18.815	+3.360	17:10:22.148
165	44.452	142.336	44.556	93.799	49.946	198.895	2:18.955	+3.500	17:12:41.103
p166	43.429	141.248	45.237	80.393		197.802	2:24.096	+8.641	17:15:05.199
167		105.600	49.353	76.901	54.761		6:39.163	+4:23.708	17:21:44.362
168	46.697	124.027	47.289	80.513	55.477	178.808	2:29.464	+14.009	17:24:13.826
169	46.135	126.431	47.185	80.214	54.739	186.528	2:28.060	+12.605	17:26:41.886
170	46.070	123.612	46.916	79.564	53.454	187.826	2:26.441	+10.986	17:29:08.327
171	46.483	121.180	47.627	80.154	53.920	193.202	2:28.031	+12.576	17:31:36.358
172	47.334	110.438	50.914	66.527	55.534	184.300	2:33.783	+18.328	17:34:10.141
173	46.199	130.294	47.749	76.142	54.277	189.474	2:28.226	+12.771	17:36:38.367
174	47.097	115.380	48.278	82.167	54.408	188.482	2:29.784	+14.329	17:39:08.151
175	46.529	126.287	46.820	79.040	53.070	189.807	2:26.420	+10.965	17:41:34.571
176	46.002	128.185	46.779	80.814	52.767	191.150	2:25.549	+10.094	17:44:00.120
177	45.830	136.552	46.746	82.104	52.948	192.857	2:25.525	+10.070	17:46:25.645
178	45.536	133.109	46.091	82.797	52.261	191.150	2:23.889	+8.434	17:48:49.534
p179	47.744	127.010	48.468	80.935		179.104	2:41.531	+26.076	17:51:31.065
180		123.750	46.752	81.793	52.679		4:04.404	+1:48.949	17:55:35.469
181	45.458	130.755	47.971	80.453	52.323	192.513	2:25.753	+10.298	17:58:01.222
182	45.888	126.720	46.362	79.505	52.252	191.489	2:24.503	+9.048	18:00:25.725
183	45.520	131.843	46.215	82.104	53.233	195.298	2:24.969	+9.514	18:02:50.694
184	46.110	127.156	46.259	84.879	52.763	192.171	2:25.133	+9.678	18:05:15.827
185	45.567	128.185	45.785	82.292	51.936	194.595	2:23.289	+7.834	18:07:39.116
186	47.168	123.337	47.098	81.240	54.377	189.807	2:28.644	+13.189	18:10:07.760
187	48.939	108.919	49.806	80.573	53.227	189.474	2:31.973	+16.518	18:12:39.733
188	47.511	130.755	47.127	81.179	53.747	180.905	2:28.386	+12.931	18:15:08.119
189	48.375	111.662	52.019	81.179	53.596	184.300	2:33.991	+18.536	18:17:42.110
190	48.990	134.400	46.773	88.134	52.785	185.886	2:28.549	+13.094	18:20:10.659
191	47.073	128.780	46.607	82.733	52.371	173.913	2:26.052	+10.597	18:22:36.711
192	45.261	125.714	46.361	85.755	51.867	195.298	2:23.490	+8.035	18:25:00.201
193	45.576	121.446	45.763	87.563	52.175	190.476	2:23.515	+8.060	18:27:23.716
194	45.683	126.575	47.103	92.355	51.668	189.142	2:24.455	+9.000	18:29:48.171
p195	45.979	127.156	45.618	86.441		187.175	2:30.793	+15.338	18:32:18.964
196		121.180	46.773	84.812	52.417		8:00.811	+5:45.356	18:40:19.775
197	44.991	131.219	44.221	94.621	50.843	193.202	2:20.056	+4.601	18:42:39.831
198	43.680	137.398	44.810	93.152	51.117	196.007	2:19.608	+4.153	18:44:59.439
199	43.662	137.739	43.760	92.276	50.373	195.652	2:17.796	+2.341	18:47:17.235
200	43.835	131.374	43.660	95.881	50.862	196.364	2:18.358	+2.903	18:49:35.593
201	43.871	138.773	43.837	97.791	50.579	194.245	2:18.288	+2.833	18:51:53.881
202	43.638	140.532	43.404	98.955	50.304	195.652	2:17.347	+1.892	18:54:11.228

Chief of Timing & Scoring

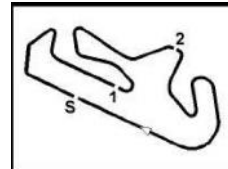
Timegear

Race Director

Internet Results:

<http://www.mylaps.com/en/events/1101220>

Licensed to: Autodromo Internacional do Algarve


MAXIENDURANCE 32h

12 - 13 - 14 DECEMBER 2014

AIA - FIA FAST/FAST 4.653 Km

RACE

13/12/2014 09:00

Race (32:00:00 Time) started at 9:04:11

Lap	S1	Spd IP1	S2	Spd IP2	S3	MaxSpd	Lap Tm	Diff	Time of Day
203	43.648	128.631	43.773	103.906	50.472	195.652	2:17.894	+2.439	18:56:29.122
204	43.589	138.600	43.463	101.848	51.056	197.080	2:18.109	+2.654	18:58:47.231
205	43.304	137.739	44.576	95.457	49.734	197.802	2:17.615	+2.160	19:01:04.846
206	43.640	135.716	43.893	95.289	49.963	196.007	2:17.497	+2.042	19:03:22.343

(13) VELOSO MOTORSPORT2

1	42.908	131.530	44.512	93.962	49.973	216.000	2:17.394	+6.556	12:27:42.978
2	42.459	149.838	43.990	95.541	49.161	213.018	2:15.611	+4.773	12:29:58.589
3	42.141	141.609	42.899	100.615	49.257	216.000	2:14.298	+3.460	12:32:12.887
4	42.193	148.832	45.595	97.175	49.395	214.712	2:17.184	+6.346	12:34:30.071
5	42.270	132.632	43.478	100.991	49.254	216.433	2:15.003	+4.165	12:36:45.074
6	42.218	140.889	43.092	103.906	49.108	216.000	2:14.419	+3.581	12:38:59.493
7	42.266	135.882	43.468	95.626	48.916	216.433	2:14.651	+3.813	12:41:14.144
8	41.701	128.930	42.430	98.146	48.831	217.742	2:12.963	+2.125	12:43:27.107
9	42.279	136.216	42.921	94.455	49.269	216.000	2:14.470	+3.632	12:45:41.577
10	42.215	141.609	42.458	98.235	48.962	214.286	2:13.636	+2.798	12:47:55.213
11	42.487	138.254	42.945	97.262	48.776	213.861	2:14.209	+3.371	12:50:09.422
12	43.168	135.385	42.200	101.657	49.196	208.092	2:14.565	+3.727	12:52:23.987
13	42.358	137.568	42.319	99.137	49.022	213.861	2:13.700	+2.862	12:54:37.687
14	42.018	138.600	42.477	98.504	48.735	214.712	2:13.231	+2.393	12:56:50.918
15	42.849	134.075	42.931	95.796	49.203	209.709	2:14.984	+4.146	12:59:05.902
16	42.669	126.431	42.733	93.071	50.663	214.712	2:16.066	+5.228	13:01:21.968
17	41.922	137.910	42.417	100.709	48.756	215.139	2:13.096	+2.258	13:03:35.064
18	42.439	130.294	42.544	105.737	49.555	215.139	2:14.539	+3.701	13:05:49.603
19	42.869	136.384	43.293	85.892	49.681	211.350	2:15.844	+5.006	13:08:05.447
20	43.251	134.237	44.693	85.484	49.901	193.548	2:17.846	+7.008	13:10:23.293
21	44.658	137.058	46.087	90.195	51.906	193.896	2:22.652	+11.814	13:12:45.945
22	45.671	123.200	44.755	90.650	51.321	193.548	2:21.748	+10.910	13:15:07.693
23	44.540	122.115	45.114	90.271	50.308	191.829	2:19.963	+9.125	13:17:27.656
24	43.865	126.143	45.106	89.597	50.113	194.946	2:19.085	+8.247	13:19:46.741
25	44.823	120.653	46.464	86.999	51.902	193.202	2:23.190	+12.352	13:22:09.931
26	44.640	125.430	45.130	90.955	49.786	197.802	2:19.557	+8.719	13:24:29.488
27	44.967	118.842	44.526	92.513	50.658	204.545	2:20.152	+9.314	13:26:49.640
28	44.523	118.335	45.117	92.831	52.513	195.298	2:22.154	+11.316	13:29:11.794
29	45.145	119.741	46.931	90.878	51.578	186.528	2:23.655	+12.817	13:31:35.449
30	44.420	127.448	44.690	90.498	51.485	188.811	2:20.596	+9.758	13:33:56.045
31	44.744	117.209	45.694	91.650	52.389	186.851	2:22.828	+11.990	13:36:18.873
32	52.252	87.583	57.568	79.623	53.838	179.402	2:43.659	+32.821	13:39:02.532
p33	46.527	121.579	45.615	88.860		181.208	2:30.544	+19.706	13:41:33.076
34		141.069	44.344	96.740	49.937		10:08.626	+7:57.788	13:51:41.702
35	43.056	147.447	41.692	101.275	48.077	212.598	2:12.826	+1.988	13:53:54.528
36	41.320	150.244	41.623	96.653	47.894	216.000	2:10.838		13:56:05.366
37	41.843	154.429	42.222	103.508	48.307	216.867	2:12.373	+1.535	13:58:17.739
38	42.235	148.235	41.638	99.963	48.251	217.304	2:12.125	+1.287	14:00:29.864
39	41.346	145.321	41.237	101.275	50.236	219.959	2:12.820	+1.982	14:02:42.684
40	41.498	148.633	42.239	100.615	48.458	217.742	2:12.196	+1.358	14:04:54.880
41	41.596	145.512	42.020	96.740	48.605	218.623	2:12.222	+1.384	14:07:07.102
42	41.445	145.895	41.582	101.657	48.421	220.408	2:11.449	+0.611	14:09:18.551
43	41.477	150.857	41.849	98.057	48.601	220.408	2:11.928	+1.090	14:11:30.479

Chief of Timing & Scoring

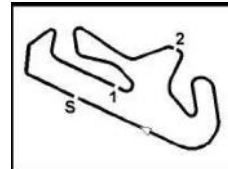
Timegear

Race Director

Internet Results:

<http://www.mylaps.com/en/events/1101220>

Licensed to: Autodromo Internacional do Algarve


MAXIENDURANCE 32h

12 - 13 - 14 DECEMBER 2014

AIA - FIA FAST/FAST 4.653 Km

RACE

13/12/2014 09:00

Race (32:00:00 Time) started at 9:04:11

Lap	S1	Spd IP1	S2	Spd IP2	S3	MaxSpd	Lap Tm	Diff	Time of Day
44	41.354	153.573	50.996	102.137	48.411	220.408	2:20.762	+9.924	14:13:51.241
45	41.790	136.720	41.687	100.803	48.393	219.959	2:11.871	+1.033	14:16:03.112
46	41.533	137.398	41.926	99.502	48.565	219.959	2:12.025	+1.187	14:18:15.137
47	41.584	142.887	41.771	99.778	48.484	219.959	2:11.840	+1.002	14:20:26.977
48	41.735	140.354	42.000	100.615	48.616	218.623	2:12.352	+1.514	14:22:39.329
49	41.454	143.071	41.927	102.041	48.778	219.512	2:12.160	+1.322	14:24:51.489
50	41.884	141.790	42.087	100.056	48.586	218.182	2:12.558	+1.720	14:27:04.047
51	41.933	140.000	43.232	98.414	48.452	219.512	2:13.618	+2.780	14:29:17.665
52	41.977	135.716	41.751	97.262	48.655	218.182	2:12.384	+1.546	14:31:30.049
53	41.883	142.519	41.961	97.000	48.516	217.742	2:12.361	+1.523	14:33:42.410
54	41.732	138.600	42.110	95.796	48.639	219.959	2:12.482	+1.644	14:35:54.892
55	41.745	144.187	41.935	101.944	48.779	220.859	2:12.460	+1.622	14:38:07.352
56	42.299	138.947	42.034	98.146	48.768	219.512	2:13.102	+2.264	14:40:20.454
57	42.042	143.071	41.969	99.228	48.518	218.182	2:12.530	+1.692	14:42:32.984
58	41.880	138.427	42.037	95.711	48.487	219.512	2:12.405	+1.567	14:44:45.389
59	41.965	139.122	41.977	97.968	48.568	219.959	2:12.511	+1.673	14:46:57.900
60	43.390	140.354	42.424	97.000	48.665	220.408	2:14.480	+3.642	14:49:12.380
61	41.994	141.790	42.500	98.146	48.631	218.623	2:13.126	+2.288	14:51:25.506
62	41.940	137.739	42.111	100.428	48.739	219.067	2:12.791	+1.953	14:53:38.297
63	42.320	149.838	42.582	97.350	48.917	217.742	2:13.820	+2.982	14:55:52.117
64	41.818	140.711	42.069	98.057	48.849	219.512	2:12.737	+1.899	14:58:04.854
65	41.734	140.889	42.619	97.262	48.942	219.067	2:13.296	+2.458	15:00:18.150
66	42.112	140.354	42.117	98.684	48.944	217.742	2:13.174	+2.336	15:02:31.324
67	42.063	140.532	42.115	94.621	48.817	219.067	2:12.996	+2.158	15:04:44.320
68	41.866	143.441	43.074	95.205	49.182	218.182	2:14.123	+3.285	15:06:58.443
69	41.965	145.131	42.046	95.881	48.763	219.067	2:12.775	+1.937	15:09:11.218
70	41.823	142.887	42.262	96.567	49.011	220.408	2:13.097	+2.259	15:11:24.315
71	42.184	141.429	42.004	97.526	48.863	219.512	2:13.052	+2.214	15:13:37.367
72	41.762	144.563	42.115	97.262	48.746	220.408	2:12.624	+1.786	15:15:49.991
73	42.417	136.384	42.331	93.474	48.569	219.959	2:13.318	+2.480	15:18:03.309
74	41.958	139.647	42.252	97.879	48.774	219.959	2:12.985	+2.147	15:20:16.294
75	41.838	140.177	42.089	100.148	48.817	221.311	2:12.745	+1.907	15:22:29.039
76	41.830	147.251	41.785	95.966	48.936	220.859	2:12.552	+1.714	15:24:41.591
77	41.807	144.941	42.671	104.509	48.738	219.959	2:13.217	+2.379	15:26:54.808
78	41.630	145.703	41.902	96.913	48.776	221.311	2:12.309	+1.471	15:29:07.117
79	41.536	146.861	41.854	99.137	49.233	221.766	2:12.624	+1.786	15:31:19.741
80	41.671	150.041	41.647	96.826	49.003	221.311	2:12.322	+1.484	15:33:32.063
81	42.062	148.037	42.128	95.289	48.934	219.067	2:13.125	+2.287	15:35:45.188
82	41.499	149.636	42.426	96.222	48.907	221.766	2:12.833	+1.995	15:37:58.021
p83	41.853	146.280	42.297	95.037		220.408	2:16.305	+5.467	15:40:14.326
84		142.154	43.898	86.097	49.546		7:31.207	+5:20.369	15:47:45.533
85	41.099	153.573	42.253	90.955	48.588	219.067	2:11.941	+1.103	15:49:57.474
86	42.054	142.336	43.411	92.040	49.187	214.286	2:14.653	+3.815	15:52:12.127
87	41.920	150.652	42.402	92.119	49.156	215.139	2:13.479	+2.641	15:54:25.606
88	41.972	155.949	42.305	91.032	48.954	216.433	2:13.232	+2.394	15:56:38.838
89	41.763	150.652	42.318	92.434	49.373	218.623	2:13.455	+2.617	15:58:52.293
90	42.627	148.235	42.797	84.151	50.046	219.512	2:15.471	+4.633	16:01:07.764
91	42.332	153.149	42.426	92.831	50.194	219.067	2:14.953	+4.115	16:03:22.717
92	42.114	159.769	42.100	103.409	49.648	219.959	2:13.863	+3.025	16:05:36.580

Chief of Timing & Scoring

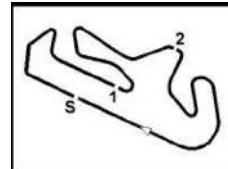
Timegear

Race Director

Internet Results:

<http://www.mylaps.com/en/events/1101220>

Licensed to: Autodromo Internacional do Algarve


MAXIENDURANCE 32h

12 - 13 - 14 DECEMBER 2014

AIA - FIA FAST/FAST 4.653 Km

RACE

13/12/2014 09:00

Race (32:00:00 Time) started at 9:04:11

Lap	S1	Spd IP1	S2	Spd IP2	S3	MaxSpd	Lap Tm	Diff	Time of Day
93	42.308	154.000	42.970	97.175	49.880	219.512	2:15.159	+4.321	16:07:51.739
94	42.121	157.054	43.105	97.175	50.004	219.512	2:15.231	+4.393	16:10:06.970
95	42.740	148.434	43.963	81.057	49.949	219.512	2:16.653	+5.815	16:12:23.623
96	42.235	153.149	43.698	90.650	49.726	220.859	2:15.660	+4.822	16:14:39.283
97	42.879	154.860	42.827	92.513	49.656	209.709	2:15.363	+4.525	16:16:54.646
98	42.216	155.949	43.271	95.037	49.517	219.067	2:15.005	+4.167	16:19:09.651
99	42.093	159.082	42.931	96.480	49.650	220.408	2:14.675	+3.837	16:21:24.326
100	42.318	153.361	43.104	98.774	49.513	219.512	2:14.936	+4.098	16:23:39.262
101	42.039	156.610	43.077	95.373	49.445	220.408	2:14.562	+3.724	16:25:53.824
102	41.941	162.343	43.185	97.438	49.773	219.959	2:14.900	+4.062	16:28:08.724
103	41.859	163.299	43.457	88.496	50.077	221.766	2:15.394	+4.556	16:30:24.118
104	42.001	150.857	43.486	97.614	49.520	222.222	2:15.008	+4.170	16:32:39.126
105	42.718	163.299	43.686	95.121	49.695	221.311	2:16.100	+5.262	16:34:55.226
106	42.053	161.397	43.249	93.152	49.445	219.959	2:14.748	+3.910	16:37:09.974
107	41.973	164.267	42.793	100.803	49.993	220.859	2:14.760	+3.922	16:39:24.734
108	42.015	158.174	43.235	90.120	49.052	218.182	2:14.303	+3.465	16:41:39.037
109	42.355	158.174	43.059	94.290	49.040	221.311	2:14.455	+3.617	16:43:53.492
110	41.908	166.988	42.841	100.241	48.999	221.311	2:13.749	+2.911	16:46:07.241
111	42.068	152.517	43.421	93.393	49.476	222.680	2:14.966	+4.128	16:48:22.207
112	42.113	159.082	43.505	98.594	49.087	223.602	2:14.706	+3.868	16:50:36.913
113	41.936	167.746	42.542	102.041	49.061	222.680	2:13.540	+2.702	16:52:50.453
114	42.030	175.721	43.439	104.308	49.304	222.222	2:14.774	+3.936	16:55:05.227
115	42.345	157.500	43.261	101.752	49.150	220.859	2:14.757	+3.919	16:57:19.984
116	42.233	161.397	42.476	102.041	48.929	222.222	2:13.639	+2.801	16:59:33.623
117	41.452	164.024	42.556	102.041	48.632	223.602	2:12.641	+1.803	17:01:46.264
118	41.495	163.059	43.191	98.774	48.752	222.680	2:13.439	+2.601	17:03:59.703
119	41.471	159.769	42.608	104.106	49.541	221.766	2:13.621	+2.783	17:06:13.324
120	41.623	165.246	42.451	104.814	48.801	222.680	2:12.876	+2.038	17:08:26.200
121	41.555	165.246	42.247	97.087	48.837	222.680	2:12.640	+1.802	17:10:38.840
122	41.503	165.740	42.672	99.411	49.365	221.766	2:13.541	+2.703	17:12:52.381
123	41.640	157.500	42.653	103.607	48.625	223.140	2:12.919	+2.081	17:15:05.300
124	41.608	165.000	42.519	105.634	48.523	220.859	2:12.651	+1.813	17:17:17.951
125	41.454	165.740	42.469	102.041	48.643	223.140	2:12.567	+1.729	17:19:30.518
126	41.527	166.237	42.218	102.720	48.529	221.311	2:12.275	+1.437	17:21:42.793
127	41.366	163.781	42.339	101.561	50.005	223.602	2:13.711	+2.873	17:23:56.504
128	41.706	160.000	42.777	100.148	49.259	222.680	2:13.743	+2.905	17:26:10.247
129	41.739	163.299	42.009	103.806	48.575	219.959	2:12.324	+1.486	17:28:22.571
130	41.783	164.267	42.368	102.525	49.108	222.680	2:13.260	+2.422	17:30:35.831
131	41.661	165.988	42.158	104.408	48.830	221.766	2:12.650	+1.812	17:32:48.481
p132	42.375	159.082	42.710	99.411		215.569	2:18.752	+7.914	17:35:07.233
133		120.391	46.465	82.797	50.666		7:44.424	+5:33.586	17:42:51.657
134	43.488	128.780	43.198	85.551	49.242	189.807	2:15.929	+5.091	17:45:07.586
135	43.104	131.064	43.135	88.496	49.336	206.107	2:15.576	+4.738	17:47:23.162
136	43.091	134.891	43.474	83.695	50.104	204.934	2:16.670	+5.832	17:49:39.832
137	43.396	132.315	43.553	87.492	50.404	213.439	2:17.354	+6.516	17:51:57.186
138	43.314	139.296	43.023	91.728	50.306	218.182	2:16.644	+5.806	17:54:13.830
139	43.103	140.177	44.557	92.040	50.178	219.067	2:17.839	+7.001	17:56:31.669
140	42.764	148.434	43.811	89.080	50.145	217.742	2:16.721	+5.883	17:58:48.390
141	43.142	134.237	43.254	91.108	50.861	216.867	2:17.258	+6.420	18:01:05.648

Chief of Timing & Scoring

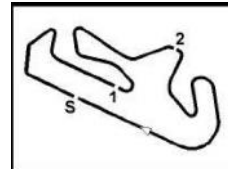
Timegear

Race Director

Internet Results:

<http://www.mylaps.com/en/events/1101220>

Licensed to: Autodromo Internacional do Algarve


MAXIENDURANCE 32h

12 - 13 - 14 DECEMBER 2014

AIA - FIA FAST/FAST 4.653 Km

RACE

13/12/2014 09:00

Race (32:00:00 Time) started at 9:04:11

Lap	S1	Spd IP1	S2	Spd IP2	S3	MaxSpd	Lap Tm	Diff	Time of Day
142	43.493	128.185	43.967	89.746	50.164	218.182	2:17.625	+6.787	18:03:23.273
143	42.890	137.739	43.141	91.728	50.101	216.000	2:16.133	+5.295	18:05:39.406
144	43.503	128.780	43.675	86.929	50.234	217.304	2:17.413	+6.575	18:07:56.819
145	43.549	123.750	44.336	89.970	50.156	211.765	2:18.042	+7.204	18:10:14.861
146	42.853	126.431	43.761	89.820	50.234	214.286	2:16.849	+6.011	18:12:31.710
147	42.814	133.752	43.128	96.653	50.103	217.304	2:16.046	+5.208	18:14:47.756
148	42.787	128.780	43.019	100.521	50.264	215.569	2:16.071	+5.233	18:17:03.827
149	42.717	138.254	43.216	88.641	50.177	220.408	2:16.111	+5.273	18:19:19.938
150	42.997	133.590	43.686	92.991	50.206	219.067	2:16.890	+6.052	18:21:36.828
151	42.766	135.716	42.939	94.373	50.184	219.512	2:15.890	+5.052	18:23:52.718
152	42.434	138.254	43.423	95.711	50.869	219.067	2:16.727	+5.889	18:26:09.445
153	42.580	135.220	42.907	98.057	50.846	218.623	2:16.334	+5.496	18:28:25.779
154	42.979	135.220	43.917	89.746	49.869	216.867	2:16.766	+5.928	18:30:42.545
155	42.470	130.755	43.694	90.346	50.246	219.512	2:16.411	+5.573	18:32:58.956
156	42.707	138.082	42.836	91.884	49.757	219.067	2:15.301	+4.463	18:35:14.257
157	42.513	139.122	43.483	88.714	49.687	218.623	2:15.684	+4.846	18:37:29.941
158	42.865	140.354	42.877	95.541	49.854	218.182	2:15.597	+4.759	18:39:45.538
159	42.286	136.384	42.935	97.438	50.467	218.182	2:15.689	+4.851	18:42:01.227
160	42.143	130.447	43.138	100.615	49.923	218.623	2:15.205	+4.367	18:44:16.432
161	42.389	137.910	42.854	88.860	50.089	219.512	2:15.333	+4.495	18:46:31.765
162	41.830	143.813	42.698	90.346	50.124	220.408	2:14.653	+3.815	18:48:46.418
163	42.246	131.686	43.198	97.614	49.636	219.067	2:15.081	+4.243	18:51:01.499
164	42.289	140.711	42.746	85.755	49.871	218.182	2:14.907	+4.069	18:53:16.406
165	42.145	141.972	42.471	92.355	48.986	217.304	2:13.603	+2.765	18:55:30.009
166	43.011	146.473	42.501	102.331	50.194	219.067	2:15.707	+4.869	18:57:45.716
167	41.969	139.823	42.476	96.480	49.849	219.959	2:14.295	+3.457	19:00:00.011
168	42.065	137.228	43.106	90.271	49.821	222.680	2:14.993	+4.155	19:02:15.004
169	41.890	136.720	43.002	88.860	49.633	219.512	2:14.526	+3.688	19:04:29.530

(24) AUTODROMO ALGARVE

1	50.525	134.075	46.214	93.232	51.730	165.138	2:28.470	+18.765	9:06:43.009
2	44.437	147.643	47.567	90.045	51.555	203.008	2:23.560	+13.855	9:09:06.569
3	44.284	135.716	44.240	92.593	51.447	202.247	2:19.972	+10.267	9:11:26.541
4	43.356	152.938	43.913	97.526	50.761	201.493	2:18.031	+8.326	9:13:44.572
5	43.093	156.389	44.481	97.526	50.052	201.869	2:17.627	+7.922	9:16:02.199
6	43.044	136.384	43.910	96.394	50.029	202.627	2:16.984	+7.279	9:18:19.183
7	43.743	138.773	43.496	96.394	50.235	202.627	2:17.475	+7.770	9:20:36.658
8	43.402	153.573	44.027	92.752	50.218	204.159	2:17.648	+7.943	9:22:54.306
9	43.208	140.177	43.429	94.953	50.321	204.545	2:16.959	+7.254	9:25:11.265
10	43.549	134.563	46.543	99.228	50.633	206.897	2:20.726	+11.021	9:27:31.991
11	42.714	150.857	43.274	97.702	49.893	202.247	2:15.882	+6.177	9:29:47.873
12	43.128	154.000	43.455	94.208	50.349	205.714	2:16.933	+7.228	9:32:04.806
13	42.867	138.427	43.416	90.955	49.529	205.323	2:15.813	+6.108	9:34:20.619
14	42.981	137.228	44.068	95.541	51.977	206.501	2:19.027	+9.322	9:36:39.646
15	43.278	145.131	43.255	97.702	50.004	202.627	2:16.538	+6.833	9:38:56.184
16	42.614	143.441	43.565	91.494	49.518	204.934	2:15.698	+5.993	9:41:11.882
p17	43.647	144.187	43.113	98.325		203.774	2:20.806	+11.101	9:43:32.688
18		117.832	45.794	82.104	51.895		9:21.587	+7:11.882	9:52:54.275
19	43.877	144.000	45.007	87.492	50.962	205.323	2:19.847	+10.142	9:55:14.122

Chief of Timing & Scoring

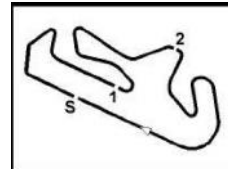
Timegear

Race Director

Internet Results:

<http://www.mylaps.com/en/events/1101220>

Licensed to: Autodromo Internacional do Algarve


MAXIENDURANCE 32h

12 - 13 - 14 DECEMBER 2014

AIA - FIA FAST/FAST 4.653 Km

RACE

13/12/2014 09:00

Race (32:00:00 Time) started at 9:04:11

Lap	S1	Spd IP1	S2	Spd IP2	S3	MaxSpd	Lap Tm	Diff	Time of Day
20	43.201	134.891	43.258	89.374	49.377	204.934	2:15.837	+6.132	9:57:29.959
21	43.497	126.865	42.797	90.422	49.030	206.897	2:15.325	+5.620	9:59:45.284
22	42.883	132.790	43.435	85.349	48.884	207.692	2:15.203	+5.498	10:02:00.487
23	42.682	129.231	43.728	86.097	49.913	208.092	2:16.324	+6.619	10:04:16.811
24	42.676	144.000	42.670	88.279	49.189	210.526	2:14.536	+4.831	10:06:31.347
25	42.140	146.473	42.260	91.572	48.767	207.294	2:13.168	+3.463	10:08:44.515
26	42.243	137.228	42.135	91.417	48.568	206.501	2:12.947	+3.242	10:10:57.462
27	41.886	141.609	42.426	92.911	48.662	208.494	2:12.975	+3.270	10:13:10.437
p28	50.603	105.802	52.479	74.155		209.302	2:46.083	+36.378	10:15:56.520
29		120.784	43.872	89.895	50.228		1:40:59.352		11:56:55.872
30	42.097	131.374	42.902	90.120	48.505	208.494	2:13.505	+3.800	11:59:09.377
31	41.815	139.472	42.379	95.457	48.082	210.117	2:12.277	+2.572	12:01:21.654
32	41.453	142.336	41.828	89.895	48.261	211.350	2:11.543	+1.838	12:03:33.197
33	41.044	151.475	41.293	94.455	47.367	210.938	2:09.705		12:05:42.902
p34	40.899	157.949	42.057	86.789		213.018	2:18.206	+8.501	12:08:01.108
35		122.384	46.185	82.229	53.099		2:29:35.150		14:37:36.258
36	44.469	129.684	45.346	90.422	50.080	209.302	2:19.896	+10.191	14:39:56.154
37	43.357	133.752	44.380	91.340	49.540	210.526	2:17.278	+7.573	14:42:13.432
38	43.133	147.643	42.761	87.421	49.230	211.765	2:15.125	+5.420	14:44:28.557
p39	43.742	149.233	43.634	79.330		211.765	2:22.427	+12.722	14:46:50.984
40		116.962	49.957	88.206	56.143		52:44.427	+50:34.722	15:39:35.411
41	45.901	131.064	46.376	91.962	52.508	204.159	2:24.786	+15.081	15:42:00.197
42	44.616	140.177	45.065	100.148	52.188	208.897	2:21.870	+12.165	15:44:22.067
43	45.093	141.972	45.185	96.308	51.660	209.709	2:21.939	+12.234	15:46:44.006
44	44.064	144.187	44.133	100.709	52.111	208.897	2:20.309	+10.604	15:49:04.315
45	44.712	146.280	44.852	94.126	53.017	208.494	2:22.582	+12.877	15:51:26.897
46	44.262	138.773	44.960	94.373	51.804	206.501	2:21.027	+11.322	15:53:47.924
47	43.930	149.636	44.081	97.175	51.563	208.494	2:19.575	+9.870	15:56:07.499
48	43.592	155.949	44.744	98.414	51.297	208.897	2:19.634	+9.929	15:58:27.133
49	43.323	153.361	44.200	97.702	51.345	208.897	2:18.869	+9.164	16:00:46.002
50	43.281	148.633	45.900	83.051	53.420	209.709	2:22.602	+12.897	16:03:08.604
51	43.709	157.054	44.312	94.621	51.338	210.117	2:19.360	+9.655	16:05:27.964
p52	43.649	144.941	45.874	97.968		211.350	2:25.209	+15.504	16:07:53.173
53		119.226	46.407	86.511	51.963		5:44.737	+3:35.032	16:13:37.910
54	44.020	120.130	44.588	90.574	50.968	212.181	2:19.577	+9.872	16:15:57.487
55	45.185	121.446	44.816	91.728	51.304	212.181	2:21.306	+11.601	16:18:18.793
56	43.067	134.563	44.298	93.313	51.320	211.765	2:18.686	+8.981	16:20:37.479
57	43.547	132.157	44.207	90.878	51.304	210.938	2:19.059	+9.354	16:22:56.538
58	43.952	129.988	45.173	86.303	52.559	212.181	2:21.685	+11.980	16:25:18.223
59	45.496	124.305	44.633	90.955	51.444	201.869	2:21.574	+11.869	16:27:39.797
60	44.596	135.550	43.818	94.455	51.342	195.298	2:19.757	+10.052	16:29:59.554
p61	43.399	128.333	43.926	91.884		213.018	2:22.853	+13.148	16:32:22.407
62		134.891	44.019	89.374	49.451		11:09.230	+8:59.525	16:43:21.637
63	42.398	144.941	42.513	89.597	48.530	212.598	2:13.442	+3.737	16:45:45.079
64	42.008	152.727	44.636	89.671	48.662	213.018	2:15.307	+5.602	16:48:00.386
65	41.821	154.429	41.843	94.621	48.749	215.139	2:12.414	+2.709	16:50:12.800
66	41.923	156.610	42.051	94.373	48.593	214.286	2:12.568	+2.863	16:52:25.368
67	41.766	158.627	41.679	91.884	48.643	214.286	2:12.089	+2.384	16:54:37.457
p68	43.328	154.000	1:19.027	78.694		215.569	3:02.056	+52.351	16:57:39.513

Chief of Timing & Scoring

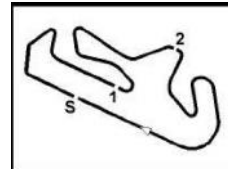
Timegear

Race Director

Internet Results:

<http://www.mylaps.com/en/events/1101220>

Licensed to: Autodromo Internacional do Algarve


MAXIENDURANCE 32h

12 - 13 - 14 DECEMBER 2014

AIA - FIA FAST/FAST 4.653 Km

RACE

13/12/2014 09:00

Race (32:00:00 Time) started at 9:04:11

Lap	S1	Spd IP1	S2	Spd IP2	S3	MaxSpd	Lap Tm	Diff	Time of Day
69		153.786	43.903	82.988	50.886		9:50.366	+7:40.661	17:07:29.879
70	43.311	151.683	42.493	91.806	48.872	210.938	2:14.677	+4.972	17:09:44.556
71	42.067	158.174	42.281	89.080	48.489	212.181	2:12.838	+3.133	17:11:57.394
72	42.003	154.214	41.913	92.355	48.306	213.439	2:12.223	+2.518	17:14:09.617
p73	43.781	137.228	44.959	84.415		214.286	2:22.455	+12.750	17:16:32.072

(7) SPEEDLOVER

1	50.868	128.482	46.157	100.056	51.236	169.279	2:28.262	+13.368	9:06:40.718
2	43.223	138.254	44.494	100.897	51.268	200.743	2:18.986	+4.092	9:08:59.704
3	42.901	134.891	45.040	100.615	50.877	206.501	2:18.819	+3.925	9:11:18.523
4	43.208	137.058	44.620	92.355	50.046	213.018	2:17.875	+2.981	9:13:36.398
5	43.130	139.472	44.294	90.422	50.598	209.302	2:18.023	+3.129	9:15:54.421
6	44.135	121.180	45.323	86.859	50.064	199.262	2:19.523	+4.629	9:18:13.944
7	43.280	142.703	44.619	97.879	50.349	208.897	2:18.249	+3.355	9:20:32.193
8	42.988	143.813	44.486	89.080	50.912	213.439	2:18.387	+3.493	9:22:50.580
9	43.020	137.058	45.957	97.879	50.764	207.294	2:19.742	+4.848	9:25:10.322
10	43.376	133.269	46.225	95.626	51.857	210.526	2:21.459	+6.565	9:27:31.781
11	44.075	129.988	44.736	100.615	50.361	181.818	2:19.173	+4.279	9:29:50.954
12	42.482	140.354	43.857	98.414	49.519	210.117	2:15.859	+0.965	9:32:06.813
13	42.247	144.375	44.196	96.653	49.614	210.938	2:16.058	+1.164	9:34:22.871
14	41.876	138.600	43.641	92.831	51.959	208.494	2:17.477	+2.583	9:36:40.348
15	43.660	130.909	43.869	94.787	49.728	191.489	2:17.258	+2.364	9:38:57.606
16	42.030	133.430	44.076	91.728	49.336	206.107	2:15.443	+0.549	9:41:13.049
17	45.144	135.882	45.051	95.881	49.829	196.721	2:20.025	+5.131	9:43:33.074
18	41.875	137.228	44.570	91.417	49.962	209.709	2:16.408	+1.514	9:45:49.482
19	42.190	135.220	44.176	90.955	49.648	218.623	2:16.015	+1.121	9:48:05.497
20	42.403	136.384	44.155	91.962	49.627	223.602	2:16.186	+1.292	9:50:21.683
21	41.790	147.447	44.909	86.999	50.405	219.067	2:17.105	+2.211	9:52:38.788
22	43.250	134.563	44.479	98.235	50.183	208.494	2:17.913	+3.019	9:54:56.701
23	42.351	149.032	44.129	90.498	49.461	215.569	2:15.942	+1.048	9:57:12.643
24	42.168	143.256	44.469	90.574	50.015	221.311	2:16.653	+1.759	9:59:29.296
25	43.392	137.228	44.118	89.227	49.761	217.742	2:17.272	+2.378	10:01:46.568
26	42.450	140.354	44.393	100.334	50.083	216.867	2:16.927	+2.033	10:04:03.495
27	42.319	143.441	43.782	101.848	48.921	222.680	2:15.023	+0.129	10:06:18.518
28	42.790	153.149	44.178	85.823	49.070	207.692	2:16.039	+1.145	10:08:34.557
29	42.803	143.256	45.157	96.308	50.275	218.182	2:18.236	+3.342	10:10:52.793
30	42.656	134.237	44.455	94.621	49.413	210.117	2:16.525	+1.631	10:13:09.318
31	42.822	139.122	44.403	96.653	49.495	218.623	2:16.721	+1.827	10:15:26.039
32	42.546	132.950	44.761	94.208	49.524	209.709	2:16.832	+1.938	10:17:42.871
33	42.771	135.385	45.110	93.880	49.863	215.569	2:17.745	+2.851	10:20:00.616
34	42.245	143.256	44.640	91.262	50.584	223.602	2:17.470	+2.576	10:22:18.086
35	43.282	139.823	45.030	96.567	50.304	206.501	2:18.617	+3.723	10:24:36.703
36	42.801	141.790	44.307	93.636	50.004	214.712	2:17.113	+2.219	10:26:53.816
37	42.345	146.861	44.490	99.411	49.768	221.766	2:16.604	+1.710	10:29:10.420
38	42.422	135.882	45.004	98.414	49.800	226.415	2:17.227	+2.333	10:31:27.647
39	42.252	139.472	44.772	93.962	49.834	217.742	2:16.859	+1.965	10:33:44.506
40	42.216	143.627	43.261	103.014	49.416	221.311	2:14.894		10:35:59.400
41	43.313	137.739	44.032	106.467	49.915	208.092	2:17.261	+2.367	10:38:16.661
42	42.441	140.532	44.252	97.087	52.423	211.350	2:19.117	+4.223	10:40:35.778

Chief of Timing & Scoring

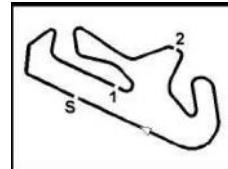
Timegear

Race Director

Internet Results:

<http://www.mylaps.com/en/events/1101220>

Licensed to: Autodromo Internacional do Algarve


MAXIENDURANCE 32h

12 - 13 - 14 DECEMBER 2014

AIA - FIA FAST/FAST 4.653 Km

RACE

13/12/2014 09:00

Race (32:00:00 Time) started at 9:04:11

Lap	S1	Spd IP1	S2	Spd IP2	S3	MaxSpd	Lap Tm	Diff	Time of Day
43	43.335	139.122	44.872	103.310	50.705	208.897	2:18.913	+4.019	10:42:54.691
p44	43.359	139.472	44.279	104.006		208.494	2:26.802	+11.908	10:45:21.493
(15) INTERSPORT RACING 2									
1	52.931	125.430	46.004	85.214	51.896	136.882	2:30.832	+11.648	9:06:45.793
2	43.235	139.647	45.217	85.349	50.731	190.476	2:19.184		9:09:04.977
p3	42.634	132.157	45.317	81.980		205.714	2:26.215	+7.031	9:11:31.192
4		95.340	50.137	84.613	57.011		8:59:28.277		18:10:59.469
5	48.749	104.505	48.886	87.776	55.359	164.885	2:32.995	+13.811	18:13:32.464
6	48.123	111.774	47.991	88.714	55.313	162.651	2:31.428	+12.244	18:16:03.892
p7	48.650	98.211	47.083	91.884		167.183	2:33.741	+14.557	18:18:37.633
(1) AYRTON INTERMOTOR									
1	43.129	137.568	41.701	98.684	48.178	210.938	2:13.009	+5.774	9:06:26.992
2	40.338	143.627	41.452	97.791	46.988	230.277	2:08.779	+1.544	9:08:35.771
3	40.079	146.667	40.880	101.466	47.404	228.330	2:08.364	+1.129	9:10:44.135
4	39.695	146.861	40.417	101.561	47.122	229.787	2:07.235		9:12:51.370
5	40.283	144.000	40.814	100.803	48.372	231.760	2:09.470	+2.235	9:15:00.840
p6	40.799	143.256	42.791	95.966		214.712	2:31.767	+24.532	9:17:32.607
(19) TEAM ICER BRAKES 3									
1	54.708	113.374	49.253	82.733	54.725	140.808	2:38.687	+4.559	9:06:52.529
2	47.148	126.431	51.948	77.508	55.204	176.759	2:34.301	+0.173	9:09:26.830
3	47.649	121.446	48.733	81.793	57.745	178.512	2:34.128		9:12:00.958
4	48.607	127.302	49.597	80.754	56.357	176.759	2:34.562	+0.434	9:14:35.520
p5	46.580	134.891	2:16.410	77.956		178.218	4:09.526	+1:35.398	9:18:45.046
(9) ANTONIO CASTRO									
1	46.295	140.711	42.747	88.641	49.335	184.932	2:18.378	+6.043	9:06:32.267
2	42.334	138.600	42.136	84.547	49.698	183.986	2:14.169	+1.834	9:08:46.436
3	41.590	148.434	42.042	86.028	48.702	190.813	2:12.335		9:10:58.771
p4	40.548	152.308	42.190	88.860		208.092	2:15.750	+3.415	9:13:14.521